



# Barmesa<sup>®</sup> Pumps

Quality Pumps Since 1953



**Submersible  
Dewatering Pumps**  
for dewatering, slurry and light slurry

Discover more in our website: [barmesapumps.com](http://barmesapumps.com)

# KAG series

Submersible pumps for **light slurry**, ideal for use in construction sites, light mud, effluent water and sewage/waste water. Among its outstanding features are:

- The impeller and pump cover are made of high chrome steel, which makes these parts highly resistant to wear.
- The interior design of the pump allows it to operate continuously even when partially submerged.
- They also have a high nickel chrome agitator that facilitates the pumping of muddy water with abrasive material.

## Discharge

2", 3" and 4" vertical / horizontal hose connector. Cast iron ASTM A-48 class 30. Includes a discharge adapter for NPT threads.

## HP

2, 3 and 5

## Impeller

Semi-open type. High chrome alloy.

## Shaft

420 AISI stainless steel.

## Motor

Single-phase and three-phase induction, 230 & 460 V, 60 Hz, 3450 RPM. Class F insulation and IP68 protection.



# KMUD series

Submersible pump for **slurry**, ideal for use in open mines, construction sites, treatment plants, drilling mud, pulp & paper process, iron & steel and more.

- ↘ The impeller and pump cover are made of high chrome steel, which makes these parts highly resistant to wear.
- ↘ The interior design of the pump allows it to operate continuously even when partially submerged.
- ↘ They also have a high nickel chrome agitator that facilitates the pumping of muddy water with abrasive material.

## Discharge

3", 4", 6" and 8" vertical with hose connector. Cast iron ASTM A-48. Includes a discharge adapter for NPT threads.

## HP

5, 8, 12, 15, 20 and 30

## Impeller

Semi-open type. High chrome alloy.

## Shaft

420 AISI stainless steel.

## Motor

Three-phase induction, 230 & 460 V, 60 Hz, 1750 RPM. Class F insulation and IP68 protection.



# KTM series

Submersible pump for **dewatering** muddy water, ideal for use in construction sites, portable utility, flood control, open mining, quarries and more. Among its outstanding features are:

- The impeller and pump cover are made of high chrome steel, which makes these parts highly resistant to wear.
- The interior design of the pump allows it to operate continuously even when partially submerged.

## Discharge

2", 3" and 4" vertical with hose connector. Cast iron ASTM A-48.

## HP

2, 3, 5, 7.5, 10, 15 and 20

## Impeller

Semi-open type. High chrome alloy.

## Shaft


420 AISI stainless steel.

## Motor

Single and three phase induction, 230 & 460 V, 60 Hz, 3450 RPM. Class F insulation and IP68 protection.

Contact us:

 [barmesapumps.com](http://barmesapumps.com)

 [barmesa-pumps-usa](https://www.linkedin.com/company/barmesa-pumps-usa)

 [barmesapumpsusa](https://www.instagram.com/barmesapumpsusa)

 844-BARMESA (227-6372)

 [BarmesaPumpsUSA](https://www.facebook.com/BarmesaPumpsUSA)

 [Barmesa Pumps USA](https://www.youtube.com/BarmesaPumpsUSA)

# 2AHS series

Submersible pump for **dewatering**, ideal for use in residential, commercial, industrial dewatering and site drainage, decorative waterfalls and fountains, raw water supply from lakes or rivers, sediment removal from small sumps or basins, portable utility and more.

- High abrasive resistance resin vortex impeller
- Double mechanical seal / designed agitator
- Auto reset thermal protector / non air locking
- Automatic version for use in small pits

## Discharge

2" NPT vertical, adapter included.

## HP

0.5, 1 & 2

## Impeller

8 vane, semi-open Vortex. Hytrel® thermo-plastic elastomer.

## Shaft

410 AISI stainless steel.

## Motor

Dry type submersible motor, 1 & 3 phase, 115 & 230 volts, 60 Hz, 3450 RPM. For continuous duty, with thermal protector IP68 in winding, insulation class B.



# KLEIN series

Submersible stainless steel pump for **dewatering**, ideal for site drainage, mining, tunneling, public works, floods, portable utility and more. Suitable for light chemical liquids in drainage and general pumping applications.

- High resistance to abrasive liquids
- Lost-wax casting AISI 304
- Compact & lightweight design
- Efficient circumferential cooling for continuous duty

## Discharge

2" (5.08 cm) NPT female, vertical, bolt on flange.  
Lost-wax casting 304 AISI stainless steel.

## HP

0.5, 1 & 2

## Impeller

8 vane, semi-open type, 304 AISI stainless steel.

## Shaft

304 AISI stainless steel.

## Motor

Dry type submersible motor, 1 & 3 phase, 115 & 230 V, 60 Hz, 3450 RPM. Insulation class B and IP68 protection class.

Barmesa Pumps started operations in 1953, manufacturing small self-primer pumps, jet pumps and end suction centrifugal pumps for the rural market.


Today after more than 60 years, we have manufacturing facilities & distribution centers across America, and an extensive distributor network. Our State of the Art manufacturing facilities have modern CNC machinery as well as sophisticated design and test capabilities. Barmesa serves markets such as commercial, municipal, wastewater, water, industrial, construction, utility, chemical, OEM, irrigation, dewatering flood control, fire protection as well as many other applications.


Our privately held family business is committed to offer an extensive variety of products with the best quality standards and on-time deliveries. We are proud to say "Quality Pumps Since 1953".

### **Barmesa Pumps LLC - USA**


 Sales Office

1 Marion Ave., Mansfield, Ohio 44903 USA

 +1 (419) 566.3318

 Warehouse

103 Flecha Lane Laredo, TX 78045 USA

 956.683.6480

 844.BARMESA (2276372)

 [contact@barmesapumps.com](mailto:contact@barmesapumps.com)