



Kanfex®

Suction &
Discharge
Cold Weather/
Flexible
Heavy-Duty
Abrasion
Resistance
Petroleum
Food Grade
Duct
Specialty
Accessories

General Catalog Industrial Hose



Kanaflex manufactures PVC, rubber, polyurethane and polypropylene hose and ducting of the highest quality utilizing advanced technology, equipment, and proprietary blends of raw materials. Each product series has been designed and tested to ensure outstanding service life and dependability in applications that conform to the required specifications.

Since 1952, Kanaflex's revolutionary production methods have taken the best properties of plastics and rubber, producing products capable of outperforming conventional plastic and rubber hose. Today, Kanaflex technology leads the industry and we continue to search for new raw materials and manufacturing processes to meet the most demanding current and future applications.

Kanaflex Corporation operates manufacturing facilities in Vernon Hills, Illinois, and Compton, California, and a distribution center in Houston, Texas. The company is a wholly owned subsidiary of Kanaflex Corporation Japan. Kanaflex hose is sold through a network of distributors throughout the United States and Canada.

Kanaflex hose is flexible, easy-to-handle, lightweight, and inherently durable. Our hoses continue to replace more expensive and harder-to-handle hoses for many of the industry's toughest jobs.



Flexible

Kanaflex hose lends itself to working in tight spaces.

Lightweight

Kanaflex is up to 50% lighter than conventional rubber hose, making it easier to handle and less expensive to transport.

Economical

Initial cost is low, and Kanaflex hoses are virtually maintenance-free which saves money in the long run.

Smooth bore

A smooth bore and flexible bending characteristics make for the fastest and most efficient transfer of fluids.

Premium rubber materials





Our hose properties are ideally suited for the following applications and conditions:

- Oil
- Chemicals
- Gasoline
- Abrasives
- Extreme temperature variations
- Extreme weather conditions

Because we continually improve our products, we reserve the right to alter specifications without notice.







SELECTION GUIDE

| CATEGORY | PRODUCT | PAGE | GENERAL DESCRIPTION |
|---|-----------------------------------|------|---|
| Suction & Discharge  | Kanalite Flex CL (100CL) | 8 | General water suction and discharge hose |
| | Kanaflo U 113UVCLBK | 9 | All weather suction and discharge hose |
| | Kanaflo 110CL/110 (110CL/110GR) | 10 | Heavy-duty water suction and discharge hose |
| | Kanaflo 112CL/112AG (112CL/112AG) | 11 | Economical heavy-duty water suction and discharge hose |
| | Kanaflo 114CL/114GR | 12 | Light weight water suction and discharge hose |
| Cold Weather/Flexible  | Kanaline Blue | 13 | Heavy-duty water suction and discharge hose for applications requiring combined vacuum, higher working pressures, and increased flexibility |
| | Kanaflo Blue (116 Blue) | 14 | Heavy-duty water suction and discharge hose |
| | Kanalite Blue (100 Blue) | 15 | Low temp general water suction and discharge hose |
| | Kanalite CW (100CWFLX) | 16 | Low temp general water suction and discharge hose |
| | Kanaflo 116CL (116CL) | 17 | Heavy-duty water suction and discharge hose |
| | Kanaline CW | 18 | Heavy-duty water suction and discharge hose for applications requiring combined vacuum, higher working pressures, and increased flexibility |
| Heavy Duty  | Kanaline SR | 19 | Water suction and discharge hose for heavy-duty applications requiring combined vacuum and higher working pressures |
| | KanaChem RS (220RS) | 20 | All weather suction and discharge hose |
| | KanaChem 300 (300GR/EPDM) | 21 | All weather suction and discharge hose |
| | KanaChem 390 (390SD) | 22 | All weather suction and discharge hose |
| | KanaVac Max (Kanapower AT) | 23 | Heavy-duty abrasion resistant suction and discharge hose |
| Abrasion Resistance  | KanaVac AR (180AR) | 24 | Heavy-duty abrasion resistant suction and discharge hose |
| | KanaVac STAR (180STAR) | 25 | Heavy-duty abrasion resistant suction and discharge hose |
| | KanaVac MV (180MV) | 26 | Abrasion resistant medium-duty suction and discharge hose |
| | KanaVac Lite (180BL) | 27 | Lightweight abrasion resistant blower and suction hose |
| | KanaVac HR (180HR) | 28 | High temperature abrasion resistant suction hose |
| | KanaBoom Lite (KB-Lite) | 29 | Heavy-duty wet & dry material handling hose with static dissipative polyurethane liner |
| | KanaBoom (STKB) | 30 | Heavy-duty abrasion resistance hose with copper grounding wire for handling wet or dry materials |
| | Kanaline UFG (STKLUGF) | 31 | Heavy-duty food-grade static dissipative PVC and polyurethane construction with copper grounding wire for handling wet or dry materials |
| | Kanalite U (100UCLR) | 32 | Medium-duty polyurethane dry material handling hose |

| | CONSTRUCTION | TEMP RANGE (F°) | WORKING PRESSURE (72°F, P.S.I.) | SIZE |
|--|--|---------------------------------------|---------------------------------|---------------|
| | | -60 -40 -20 0 20 40 60 80 100 120 140 | | |
| | Flexible PVC, rigid PVC helix, smooth bore, corrugated O.D. | -13 140 | 30 to 50 | 1" to 10" |
| | Flexible PVC blended with polyurethane, rigid PVC helix, smooth bore, smooth O.D. | -13 140 | 55 to 86 | 1" to 3" |
| | Flexible PVC, rigid PVC helix, smooth bore, smooth O.D. | -13 140 | 28 to 86 | 3/4" to 8" |
| | Flexible PVC, rigid PVC helix, smooth bore, smooth O.D. | -13 140 | 50 to 80 | 1-1/4" to 4" |
| | Flexible PVC, rigid PVC helix, smooth bore, smooth O.D. | -13 140 | 45 to 65 | 1-1/4" to 4" |
| | Flexible cold weather PVC, rigid PVC helix, synthetic braiding, smooth bore, corrugated O.D. | -40 140 | 30 to 75 | 1-1/2" to 10" |
| | Flexible PVC, rigid PVC helix, smooth bore, smooth O.D. | -40 140 | 21 to 70 | 1" to 8" |
| | Cold weather PVC, rigid PVC helix, smooth bore, corrugated O.D. | -40 140 | 20 to 40 | 1" to 8" |
| | Cold weather PVC, rigid PVC helix, smooth bore, corrugated O.D. | -22 140 | 20 to 25 | 3" to 6" |
| | Flexible PVC, rigid PVC helix, smooth bore, smooth O.D. | -22 140 | 21 to 70 | 1" to 8" |
| | Flexible cold weather PVC, rigid PVC helix, synthetic braiding, smooth bore, corrugated O.D. | -22 140 | 50 to 70 | 2" to 6" |
| | Flexible PVC, rigid PVC helix, synthetic braiding, smooth bore, corrugated O.D. | -13 140 | 28 to 110 | 1-1/2" to 12" |
| | SBR rubber with carbon black, rigid PVC helix, smooth bore, smooth O.D. | -40 140 | 23 to 50 | 1-1/2" to 6" |
| | EPDM rubber, polyethylene helix, smooth bore, corrugated O.D. | -40 140 | 23 to 50 | 1" to 6" |
| | EPDM rubber, polyethylene helix, synthetic braiding, smooth bore, corrugated O.D. | -40 140 | 90 to 100 | 1-1/4" to 3" |
| | SBR rubber blended with static dissipating carbon black | -30 140 | 140 | 4" to 6" |
| | SBR rubber blended with static carbon black, rigid PVC helix, smooth bore, corrugated O.D. | -40 140 | 25 to 45 | 1-1/4" to 12" |
| | SBR rubber blended with static carbon black, rigid PVC helix, smooth bore, with copper wire, corrugated O.D. | -40 140 | 10 to 20 | 2" to 4" |
| | SBR rubber with carbon black, rigid PVC helix, smooth bore, corrugated O.D. | -40 140 | 8 | 5" to 6" |
| | SBR rubber blended with static carbon black, rigid PVC helix, smooth bore, corrugated O.D. | -40 140 | 8 to 18 | 2-1/2" to 8" |
| | EPDM rubber, polyethylene helix, metal helical wire, smooth bore, corrugated O.D. | -40 220 | 30 | 4" to 8" |
| | Flexible abrasion polyurethane liner, rigid PVC helix, smooth bore, PVC corrugated O.D. with static dissipating materials. | -40 140 | 20 to 35 | 1-1/2" to 8" |
| | Flexible high abrasion polyurethane liner, rigid PVC helix, synthetic braiding, no direction required, smooth bore, extra UV inhabitant PVC corrugated O.D. with static dissipating materials and copper grounding wire. | -33 140 | 60 to 75 | 4" to 8" |
| | Flexible static dissipative polyurethane liner and PVC, rigid PVC helix, synthetic braiding, no direction required, smooth bore, PVC corrugated O.D. with copper grounding wire. | -33 140 | 70 to 75 | 4" to 6" |
| | Flexible polyurethane lined PVC tube, rigid PVC helix, smooth bore, PVC corrugated O.D. | -13 140 | 30 to 40 | 2" to 6" |

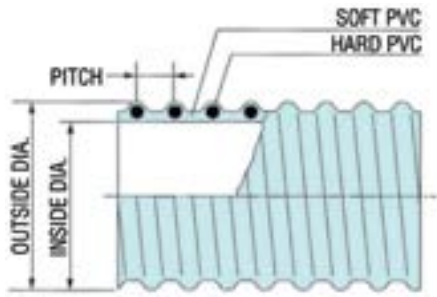
SELECTION GUIDE

| CATEGORY | PRODUCT | PAGE | GENERAL DESCRIPTION |
|---|-------------------------------|------|--|
| Petroleum  | KanaPower (ST120LT) | 33 | Tank truck drop hose with static grounding wire; 50% lighter than conventional rubber hose |
| | KanaVapor (ST120VP) | 34 | Gasoline vapor recovery hose |
| | KanaVapor Bio (ST120UACVR) | 35 | The ultimate all purpose tank truck and terminal vapor recovery hose with clear static dissipating tube and static grounding wire |
| | KanaPower Bio (ST120UAPDH) | 36 | The ultimate all purpose tank truck drop hose with clear static dissipating tube and static grounding wire |
| | KanaPower Max (ST120HP) | 37 | Tank truck drop hose with static grounding wire; 50% lighter than conventional rubber hose |
| | Kanaline OR | 38 | Oil resistant PVC heavy-duty suction and discharge hose *** Oil Use Only, NOT for use with gasoline or similar fuels *** |
| Food Grade  | Kanalite FG (200SFG) | 39 | Food grade suction and discharge hose |
| | Kanalite STFG (ST200SFG) | 40 | Medium-duty, lightweight, hose for pneumatic conveying |
| | Kanaflo FG (210HFG) | 41 | Heavy-duty food grade suction and discharge hose |
| | Kanaflo MK (212MK) | 42 | Heavy-duty food grade suction and discharge hose |
| | Kanaline FW | 43 | Heavy-duty food grade suction and discharge hose |
| Duct  | KanaDuct 150 (150CL) | 44 | Lightweight PVC blower and ducting hose |
| | KanaDuct 620 (620WD) | 45 | General ducting and blower hose with metal wire helix |
| | KanaDuct 625 (620WD WS) | 46 | General ducting and blower hose with metal wire helix and external wear strip |
| | KanaDuct 630 (630ED) | 47 | Medium-duty blower and ducting hose |
| | KanaDuct 660 (660YD) | 48 | Heavy-duty duct hose with "safety yellow" helix for high visibility |
| | KanaDuct 150U (150UDH) | 49 | Polyurethane medium-duty blower and ducting hose |
| | Kanalite 155 (155GY) | 50 | Heavy-duty PVC blower and ducting hose |
| Specialty  | Kanalite PS UVOR (101PSUVOR) | 51 | Methane gas recovery at landfills, water suction/discharge. Solid wall construction and extra UV inhibitors provide extended life. |
| | Kanalite PS (101PS) | 52 | Methane gas recovery at landfills, water suction/discharge |
| | Kanaflo Spa (Spa Cream) | 53 | Flexible PVC spa hose |
| | KanaDuct Poly (Kanaduct) | 54 | Duct hose, with interlock construction, allows the inside diameter to be changed by twisting the hose, while still holding its shape |
| Accessories | Banding Sleeve | 55 | Plastic banding sleeve for use with ST 120 LT hose |
| | Banding Coil (black or white) | 55 | Designed to fit and fill the area between the helix |
| | Duct Clamp | 55 | |
| | PowerLock Clamp | 55 | |
| | PowerLock Clamp PS | 55 | |

| | CONSTRUCTION | TEMP RANGE (F°) | WORKING PRESSURE (72°F, P.S.I.) | SIZE |
|--|---|---------------------------------------|---------------------------------|------------------|
| | | -60 -40 -20 0 20 40 60 80 100 120 140 | | |
| | Nitrile rubber static dissipating tube, rigid PVC helix, synthetic braiding, smooth bore, static grounding wire, corrugated O.D. | -30 140 | 65 | 2" to 4" |
| | Nitrile rubber, rigid PVC helix, smooth bore, corrugated O.D., static grounding wire | -40 140 | 10 to 20 | 2" to 4" |
| | Lightweight clear static dissipating non-permeable polyurethane with smooth bore, corrugated O.D., rigid PVC helix, static grounding wire | -52 140 | 7 to 9 | 2" to 4" |
| | Non-permeable polyurethane inner and outer tube with synthetic braiding, smooth bore, corrugated O.D., PVC helix for easy drag, clear static dissipating tube and multi-strand copper static wire | -52 140 | 65 | 2" to 4" |
| | Nitrile rubber static dissipating tube, rigid PVC helix, synthetic braiding, smooth bore, static grounding wire, corrugated O.D. | -30 140 | 150 | 3" to 4" |
| | Flexible oil-resistant PVC, rigid PVC helix, synthetic braiding, smooth bore, corrugated O.D. | -13 140 | 60 to 80 | 2" to 4" |
| | Produced entirely of compounds in compliance with FDA and 3-A non toxic specifications, flexible PVC, rigid PVC helix, smooth bore, corrugated O.D. | -13 140 | 30 to 50 | 1" to 4" |
| | Produced entirely of compounds in compliance with FDA and 3-A nontoxic specifications, flexible PVC, rigid PVC helix, multi-strand copper static grounding wire, smooth bore, corrugated O.D. | -13 140 | 30 to 45 | 1-1/2" to 4" |
| | Produced entirely of compounds in compliance with FDA and 3-A nontoxic specifications, flexible PVC, rigid PVC helix, smooth bore, corrugated O.D. | -13 140 | 55 to 86 | 3/4" to 4" |
| | Produced entirely of compounds in compliance with FDA and 3-A nontoxic specifications, flexible PVC, rigid PVC helix, smooth bore, corrugated O.D. | -13 140 | 62 to 66 | 1-1/2" to 3" |
| | Produced entirely of compounds in compliance with FDA and 3-A nontoxic specifications, flexible PVC, rigid PVC helix, synthetic braiding, smooth bore, corrugated O.D. | -13 140 | 70 to 110 | 1-1/2" to 6" |
| | Flexible PVC, rigid PVC helix, smooth bore, corrugated O.D. | -13 140 | 2 to 6 | 2-1/2" to 8" |
| | EPDM rubber, metal wire helix, smooth bore, slightly corrugated O.D. | -40 220 | 3 to 12 | 2" to 12" |
| | EPDM rubber, metal wire helix, wearstrip, smooth bore, corrugated O.D. | -40 220 | 3 to 12 | 2-1/2" to 12" |
| | EPDM rubber, polypropylene helix, smooth bore, corrugated O.D. | -40 158 | — | 2" to 8" |
| | EPDM rubber, polypropylene helix, smooth bore, corrugated O.D. | -40 158 | 3 to 9 | 4" to 12" |
| | Flexible clear polyurethane, rigid PVC helix, smooth bore, corrugated O.D. | -20 140 | 3 to 9 | 2-1/2" to 8" |
| | Flexible PVC, rigid PVC helix, smooth bore, corrugated O.D. | -13 140 | 10 to 20 | 1-1/2" to 8" |
| | Flexible PVC, rigid PVC helix, smooth bore, corrugated O.D. | -13 140 | 30 to 35 | 2-3/4" to 4-1/2" |
| | Rigid PVC and helix | -13 140 | 30 to 35 | 2-3/4" to 4-1/2" |
| | Flexible PVC, rigid PVC helix, smooth bore, smooth O.D. | -13 158 | 60 to 100 | 1/2" to 2" |
| | Interlocked polypropylene | -13 180 | — | 2-1/2" to 12" |
| | PVC construction, corrugated inside, smooth O.D. | -40 140 | — | — |
| | PVC | — | — | — |
| | Steel | — | — | — |
| | Steel | — | — | — |
| | Steel | — | — | — |

Kanalite Flex CL (100CL)

General water suction and discharge hose



SPECIFICATIONS

Temp. Range: -13°F to 140°F

Applications: General water suction hose

Construction: Flexible PVC, rigid PVC helix, smooth bore, corrugated O.D.

Note: Not a food-grade hose

AVAILABLE SIZES

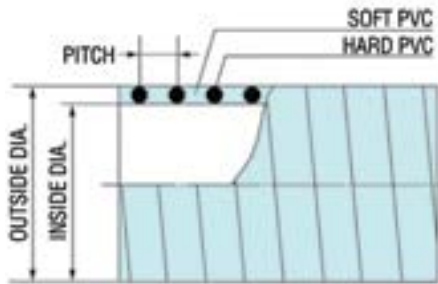
| Inside Dia. Inches | Outside Dia. Inches | Pitch Inches | Minimum Bend Radius 72°F, Inches | Working Pressure 72°F, P.S.I. | Vacuum Rating 72°F, In Hg | Weight Lbs/Ft | Standard Length Ft |
|--------------------|---------------------|--------------|----------------------------------|-------------------------------|---------------------------|---------------|--------------------|
| 1 | 1.25 | 0.30 | 1.5 | 50 | 29.8 | 0.18 | 100 |
| 1-1/4 | 1.52 | 0.33 | 2.0 | 45 | 29.8 | 0.22 | 100 |
| 1-1/2 | 1.81 | 0.35 | 2.5 | 45 | 29.8 | 0.35 | 100 |
| 2 | 2.36 | 0.39 | 3.0 | 40 | 29.8 | 0.50 | 100 |
| 2-1/2 | 2.87 | 0.56 | 4.5 | 35 | 29.8 | 0.68 | 100 |
| 3 | 3.50 | 0.59 | 6.0 | 35 | 29.8 | 1.00 | 100 |
| 4 | 4.63 | 0.65 | 8.0 | 30 | 29.8 | 1.52 | 100 |
| 6 | 6.85 | 0.87 | 11.0 | 30 | 28.0 | 3.10 | 50,100 |
| 8 | 9.04 | 0.91 | 16.0 | 30 | 28.0 | 5.38 | 25 |
| 10 | 11.26 | 1.02 | 30.0 | 30 | 28.0 | 8.88 | 20 |



* Over flexing or repeated flexing of hose within 18" of fitting is a common cause of hose failure. Installing a 12"-14" section of our Banding Coil at the end of the hose should be considered. **Kanaflex will not be responsible for damage to hose due to over flexing.**

Kanaflo U 113UVCLBK

All weather suction and discharge hose



Temp. Range: -13°F to 140°F

Applications: Economical heavy-duty water suction hose, air seeder hose and abrasion resistant.

Construction: Flexible PVC blended with polyurethane, rigid PVC helix, smooth bore, smooth O.D.

Note: Not a food-grade hose

AVAILABLE SIZES

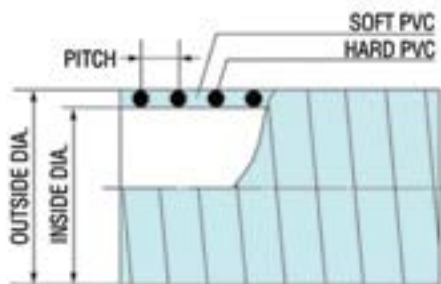
| Inside Dia. Inches | Outside Dia. Inches | Pitch Inches | Minimum Bend Radius 72°F, Inches | Working Pressure 72°F, P.S.I. | Vacuum Rating 72°F, In Hg | Weight Lbs/Ft | Standard Length Ft |
|--------------------|---------------------|--------------|----------------------------------|-------------------------------|---------------------------|---------------|--------------------|
| 1 | 1.25 | 0.22 | 1.9 | 86 | 29.8 | 0.25 | 100 |
| 1-1/4 | 1.47 | 0.26 | 3.0 | 80 | 29.8 | 0.25 | 100 |
| 1-1/2 | 1.77 | 0.30 | 4.0 | 70 | 29.8 | 0.39 | 100 |
| 1-3/4 | 2.00 | 0.30 | 4.5 | 65 | 29.8 | 0.48 | 100 |
| 2 | 2.30 | 0.33 | 5.0 | 65 | 29.8 | 0.63 | 100 |
| 2-1/2 | 2.84 | 0.37 | 6.0 | 65 | 29.8 | 0.87 | 100 |
| 3 | 3.35 | 0.37 | 8.0 | 55 | 29.8 | 1.05 | 100 |



Suction & Discharge
Cold Weather/Flexible
Heavy-Duty
Abrasion Resistance
Petroleum
Food Grade
Duct
Specialty
Accessories

Kanaflo 110 CL/110 GR (110 CL/110 GR)

Heavy-duty water suction and discharge hose



SPECIFICATIONS

Temp. Range: -13°F to 140°F

Applications: Heavy-duty water suction hose

Construction: Flexible PVC, rigid PVC helix, smooth bore, smooth O.D.

Note: Not a food-grade hose

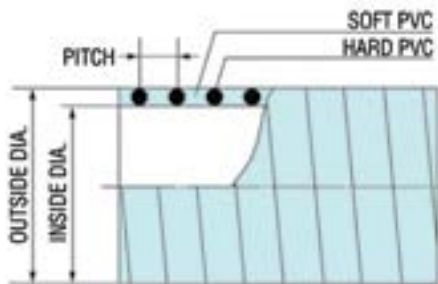
AVAILABLE SIZES

| Inside Dia. Inches | Outside Dia. Inches | Pitch Inches | Minimum Bend Radius 72°F, Inches | Working Pressure 72°F, P.S.I. | Vacuum Rating 72°F, In Hg | Weight Lbs/Ft | Standard Length Ft |
|-----------------------|------------------------|-----------------|-------------------------------------|----------------------------------|------------------------------|------------------|-----------------------|
| 3/4 | 0.95 | 0.22 | 1.9 | 86 | 29.8 | 0.16 | 100 |
| 1 | 1.25 | 0.22 | 1.9 | 86 | 29.8 | 0.26 | 100 |
| 1-1/4 | 1.52 | 0.26 | 2.7 | 79 | 29.8 | 0.37 | 100 |
| 1-1/2 | 1.81 | 0.30 | 2.8 | 72 | 29.8 | 0.44 | 100 |
| 2 | 2.38 | 0.33 | 3.9 | 72 | 29.8 | 0.74 | 100 |
| 2-1/2 | 2.92 | 0.37 | 5.0 | 72 | 29.8 | 1.01 | 100 |
| 3 | 3.41 | 0.37 | 7.0 | 62 | 29.8 | 1.21 | 100 |
| 4 | 4.50 | 0.43 | 9.1 | 55 | 29.8 | 2.01 | 100 |
| 5 | 5.55 | 0.45 | 14.0 | 33 | 28.0 | 2.45 | 50,100 |
| 6 | 6.67 | 0.53 | 15.0 | 33 | 28.0 | 3.37 | 50,100 |
| 8 | 8.83 | 0.70 | 20.0 | 28 | 28.0 | 5.80 | 20, 25 |



Kanaflo 112 CL /112 AG (112 CL /112 AG)

Economical heavy-duty water suction and discharge hose



SPECIFICATIONS

Temp. Range: -13°F to 140°F

Applications: Economical heavy-duty water suction hose, air seeder hose.

Construction: Flexible PVC, rigid PVC helix, smooth bore, smooth O.D.

Note: Not a food-grade hose

AVAILABLE SIZES

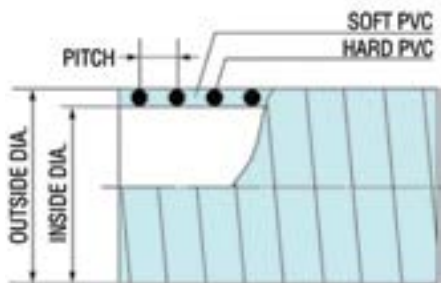
| Inside Dia. Inches | Outside Dia. Inches | Pitch Inches | Minimum Bend Radius 72°F, Inches | Working Pressure 72°F, P.S.I. | Vacuum Rating 72°F, In Hg | Weight Lbs/Ft | Standard Length Ft |
|--------------------|---------------------|--------------|----------------------------------|-------------------------------|---------------------------|---------------|--------------------|
| 1-1/4 | 1.47 | 0.26 | 3.0 | 80 | 29.8 | 0.29 | 100 |
| 1-1/2 | 1.77 | 0.30 | 4.0 | 70 | 29.8 | 0.39 | 100 |
| 2 | 2.30 | 0.33 | 5.0 | 65 | 29.8 | 0.63 | 100 |
| 2-1/2 | 2.84 | 0.37 | 6.0 | 65 | 29.8 | 0.87 | 100 |
| 3 | 3.35 | 0.37 | 8.0 | 55 | 29.8 | 1.05 | 100 |
| 4 | 4.45 | 0.43 | 10.0 | 50 | 29.8 | 1.80 | 100 |



Suction & Discharge
Cold Weather/Flexible
Heavy-Duty
Abrasion Resistance
Petroleum
Food Grade
Duct
Specialty
Accessories

Kanaflo 114CL/114GR

Light weight water suction and discharge hose



SPECIFICATIONS

Temp. Range: -13°F to 140°F

Applications: Light weight water suction

Construction: Flexible PVC, rigid PVC helix, smooth bore, smooth O.D.

Note: Not a food-grade hose

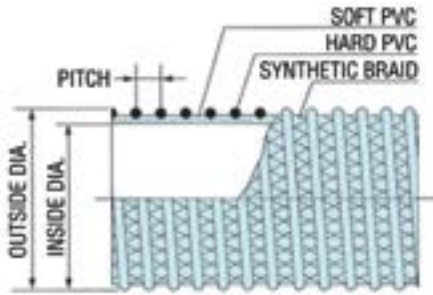
AVAILABLE SIZES

| Inside Dia. Inches | Outside Dia. Inches | Pitch Inches | Minimum Bend Radius 72°F, Inches | Working Pressure 72°F, P.S.I. | Vacuum Rating 72°F, In Hg | Weight Lbs/Ft | Standard Length Ft |
|--------------------|---------------------|--------------|----------------------------------|-------------------------------|---------------------------|---------------|--------------------|
| 1-1/4 | 1.44 | 0.26 | 3.0 | 65.0 | 29.8 | 0.23 | 100 |
| 1-1/2 | 1.69 | 0.30 | 4.0 | 65.0 | 29.8 | 0.28 | 100 |
| 2 | 2.24 | 0.33 | 5.0 | 60.0 | 29.8 | 0.46 | 100 |
| 2-1/2 | 2.80 | 0.37 | 6.0 | 60.0 | 29.8 | 0.66 | 100 |
| 3 | 3.31 | 0.37 | 8.0 | 50.0 | 29.8 | 0.81 | 100 |
| 4 | 4.39 | 0.43 | 10.0 | 45.0 | 29.8 | 1.43 | 100 |



Kanaline Blue

Heavy-duty water suction and discharge hose for applications requiring combined vacuum, higher working pressures, and increased flexibility



Suction & Discharge
Cold Weather/
Flexible
Heavy-Duty
Abrasion
Resistance
Petroleum
Food Grade
Duct
Specialty
Accessories

SPECIFICATIONS

Temp. Range: -40°F to 140°F

Applications: Heavy-duty suction and discharge with increased flexibility for use in colder environment applications, where more flexibility is desired, and liquid fertilizer

Construction: Flexible cold weather PVC, rigid PVC helix, synthetic braiding, smooth bore, corrugated O.D.

Features: Lightweight and flexible. External helix provides for easy drag. Rated for both suction and discharge. Clear sidewall permits visual check of material flow.

Note: Banding coil must be used for all sizes. Not a food-grade hose.

AVAILABLE SIZES

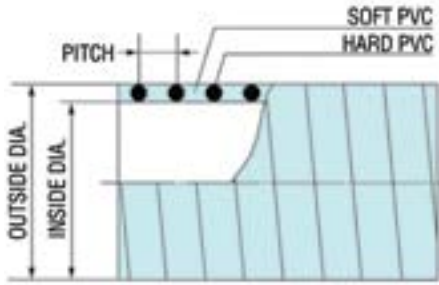
| Inside Dia. Inches | Outside Dia. Inches | Pitch Inches | Minimum Bend Radius 72°F, Inches | Working Pressure 72°F, P.S.I. | Vacuum Rating 72°F, In Hg | Weight Lbs/Ft | Standard Length Ft |
|--------------------|---------------------|--------------|----------------------------------|-------------------------------|---------------------------|---------------|--------------------|
| 1-1/2 | 2.10 | 0.37 | 2.0 | 75 | 28.0 | 0.47 | 60,100 |
| 2 | 2.60 | 0.43 | 3.0 | 70 | 28.0 | 0.70 | 60,100 |
| 3 | 3.70 | 0.59 | 5.0 | 70 | 28.0 | 1.13 | 60,100 |
| 4 | 4.80 | 0.63 | 7.0 | 60 | 28.0 | 1.74 | 60,100 |
| 6 | 7.30 | 0.98 | 9.0 | 50 | 28.0 | 3.88 | 60,100 |
| 8 | 9.50 | 1.07 | 15.0 | 40 | 28.0 | 5.54 | 15,20,25,40 |
| 10 | 11.63 | 1.22 | 24.5 | 30 | 28.0 | 8.68 | Not stock item |



* Over flexing or repeated flexing of hose within 18" of fitting is a common cause of hose failure. Installing a 12"-14" section of our Banding Coil at the end of the hose should be considered. **Kanaflex will not be responsible for damage to hose due to over flexing.**

Kanaflo Blue (116 Blue)

Heavy-duty water suction and discharge hose



SPECIFICATIONS

Temp. Range: -40°F to 140°F

Applications: Heavy-duty water suction and discharge hose with increased flexibility

Construction: Flexible PVC, rigid PVC helix, smooth bore, smooth O.D.

Note: Not a food-grade hose

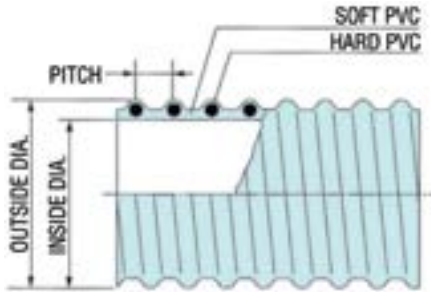
AVAILABLE SIZES

| Inside Dia. Inches | Outside Dia. Inches | Pitch Inches | Minimum Bend Radius 72°F, Inches | Working Pressure 72°F, P.S.I. | Vacuum Rating 72°F, In Hg | Weight Lbs/Ft | Standard Length Ft |
|--------------------|---------------------|--------------|----------------------------------|-------------------------------|---------------------------|---------------|--------------------|
| 1 | 1.25 | 0.22 | 1.5 | 70 | 29.8 | 0.25 | 100 |
| 1-1/2 | 1.78 | 0.30 | 2.5 | 56 | 29.8 | 0.38 | 100 |
| 2 | 2.33 | 0.33 | 3.0 | 50 | 29.8 | 0.64 | 100 |
| 3 | 3.38 | 0.37 | 6.0 | 50 | 29.8 | 1.10 | 100 |
| 4 | 4.46 | 0.43 | 10.0 | 42 | 29.8 | 1.85 | 100 |
| 6 | 6.67 | 0.53 | 13.0 | 28 | 28.0 | 3.37 | 50,100 |
| 8 | 8.83 | 0.70 | 20.0 | 21 | 28.0 | 5.80 | 25 |



Kanalite Blue (100 Blue)

Low temp general water suction and discharge hose



Suction & Discharge
Cold Weather/Flexible
Heavy-Duty
Abrasion Resistance
Petroleum
Food Grade
Duct
Specialty
Accessories

SPECIFICATIONS

Temp. Range: -40°F to 140°F

Applications: General-duty low temperature water suction and discharge hose with increased flexibility

Construction: Cold weather PVC, rigid PVC helix, smooth bore, corrugated O.D.

Features: Lightweight with increased flexibility even at sub-zero temperatures. Clear sidewall permits visual check of material flow. External helix provides for easy drag.

Accessories: Banding coil, Powerlock clamp

Note: Not a food-grade hose

AVAILABLE SIZES

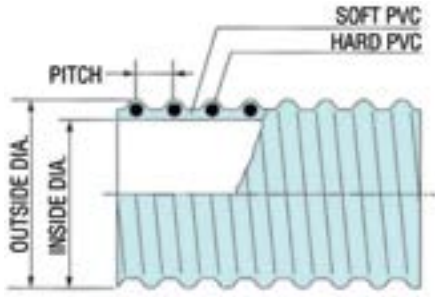
| Inside Dia. Inches | Outside Dia. Inches | Pitch Inches | Minimum Bend Radius 72°F, Inches | Working Pressure 72°F, P.S.I. | Vacuum Rating 72°F, In Hg | Weight Lbs/Ft | Standard Length Ft |
|--------------------|---------------------|--------------|----------------------------------|-------------------------------|---------------------------|---------------|--------------------|
| 1 | 1.25 | 0.30 | 1.5 | 40 | 29.0 | 0.18 | 100 |
| 1-1/2 | 1.81 | 0.35 | 2.0 | 35 | 29.0 | 0.35 | 100 |
| 2 | 2.36 | 0.39 | 2.5 | 27 | 29.0 | 0.50 | 100 |
| 3 | 3.50 | 0.59 | 5.0 | 25 | 29.0 | 1.00 | 100 |
| 4 | 4.55 | 0.65 | 6.5 | 20 | 28.0 | 1.52 | 100 |
| 6 | 6.73 | 0.85 | 10.6 | 20 | 28.0 | 3.10 | 50,100 |
| 8 | 9.04 | 0.91 | 16.0 | 20 | 28.0 | 5.38 | 25 |



* Over flexing or repeated flexing of hose within 18" of fitting is a common cause of hose failure. Installing a 12"-14" section of our Banding Coil at the end of the hose should be considered. **Kanaflex will not be responsible for damage to hose due to over flexing.**

Kanalite CW (100 CWFLX)

Low temp general water suction and discharge hose



SPECIFICATIONS

Temp. Range: -40°F to 140°F

Applications: General-duty low temperature water suction and discharge hose with increased flexibility

Construction: Cold weather PVC, rigid PVC helix, smooth bore, corrugated O.D.

Features: Lightweight with increased flexibility even at sub-zero temperatures. Clear sidewall permits visual check of material flow. External helix provides for easy drag.

Accessories: Banding coil, Powerlock clamp.

Note: Not a food-grade hose

AVAILABLE SIZES

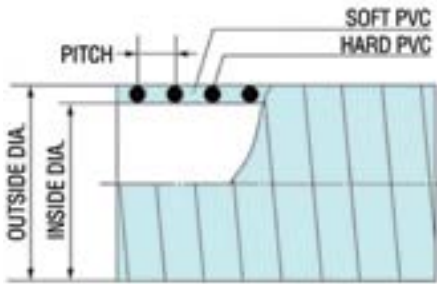
| Inside Dia. Inches | Outside Dia. Inches | Pitch Inches | Minimum Bend Radius 72°F, Inches | Working Pressure 72°F, P.S.I. | Vacuum Rating 72°F, In Hg | Weight Lbs/Ft | Standard Length Ft |
|--------------------|---------------------|--------------|----------------------------------|-------------------------------|---------------------------|---------------|--------------------|
| 3 | 3.50 | 0.59 | 5.0 | 25 | 29.0 | 1.00 | 100 |
| 4 | 4.55 | 0.65 | 6.5 | 20 | 28.0 | 1.52 | 100 |
| 5 | 5.73 | 0.85 | 9.5 | 20 | 28.0 | 2.50 | 50,100 |
| 6 | 6.73 | 0.85 | 10.6 | 20 | 28.0 | 3.10 | 50,100 |



* Over flexing or repeated flexing of hose within 18" of fitting is a common cause of hose failure. Installing a 12"-14" section of our Banding Coil at the end of the hose should be considered. **Kanaflex will not be responsible for damage to hose due to over flexing.**

Kanaflo 116 CL (116 CL)

Heavy-duty water suction and discharge hose



Suction & Discharge
Cold Weather/Flexible
Heavy-Duty
Abrasion Resistance
Petroleum
Food Grade
Duct
Specialty
Accessories

SPECIFICATIONS

Temp. Range: -40°F to 140°F

Applications: Heavy-duty water suction and discharge hose with increased flexibility

Construction: Flexible PVC, rigid PVC helix, smooth bore, smooth O.D.

Note: Not a food-grade hose

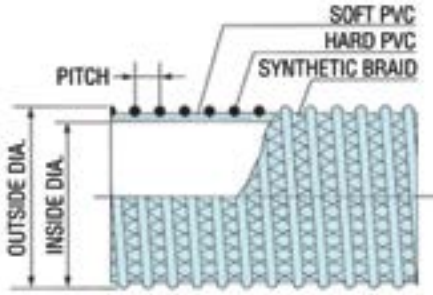
AVAILABLE SIZES

| Inside Dia. Inches | Outside Dia. Inches | Pitch Inches | Minimum Bend Radius 72°F, Inches | Working Pressure 72°F, P.S.I. | Vacuum Rating 72°F, In Hg | Weight Lbs/Ft | Standard Length Ft |
|--------------------|---------------------|--------------|----------------------------------|-------------------------------|---------------------------|---------------|--------------------|
| 1 | 1.25 | 0.22 | 1.5 | 70 | 29.8 | 0.25 | 100 |
| 1-1/4 | 1.50 | 0.26 | 2.0 | 70 | 29.8 | 0.30 | 100 |
| 1-1/2 | 1.78 | 0.30 | 2.5 | 56 | 29.8 | 0.38 | 100 |
| 2 | 2.33 | 0.33 | 3.0 | 50 | 29.8 | 0.64 | 100 |
| 2-1/2 | 2.90 | 0.37 | 4.5 | 50 | 29.8 | 0.90 | 100 |
| 3 | 3.38 | 0.37 | 6.0 | 50 | 29.8 | 1.10 | 100 |
| 4 | 4.46 | 0.43 | 10.0 | 42 | 29.8 | 1.85 | 100 |
| 5 | 5.55 | 0.45 | 12.5 | 28 | 28.0 | 2.47 | 50,100 |
| 6 | 6.67 | 0.53 | 13.0 | 28 | 28.0 | 3.37 | 50,100 |
| 8 | 8.83 | 0.70 | 20.0 | 21 | 28.0 | 5.80 | 25 |



Kanaline CW

Heavy-duty water suction and discharge hose for applications requiring combined vacuum, higher working pressures, and increased flexibility



SPECIFICATIONS

Temp. Range: -40°F to 140°F

Applications: Heavy-duty suction and discharge with increased flexibility for use in colder environment applications, where more flexibility is desired, and liquid fertilizer

Construction: Flexible cold weather PVC, rigid PVC helix, synthetic braiding, smooth bore, corrugated O.D.

Features: Lightweight and flexible. External helix provides for easy drag. Rated for both suction and discharge. Clear sidewall permits visual check of material flow.

Note: Not a food-grade hose. Banding coil must be used for all sizes.

AVAILABLE SIZES

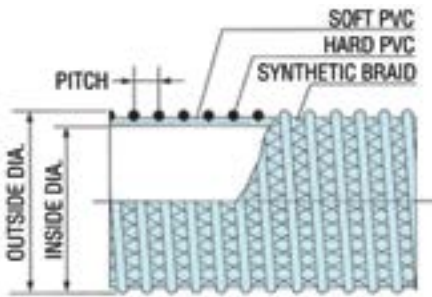
| Inside Dia. Inches | Outside Dia. Inches | Pitch Inches | Minimum Bend Radius 72°F, Inches | Working Pressure 72°F, P.S.I. | Vacuum Rating 72°F, In Hg | Weight Lbs/Ft | Standard Length Ft |
|--------------------|---------------------|--------------|----------------------------------|-------------------------------|---------------------------|---------------|--------------------|
| 2 | 2.60 | 0.43 | 3.0 | 70 | 28.0 | 0.70 | 60,100 |
| 3 | 3.70 | 0.59 | 5.0 | 70 | 28.0 | 1.13 | 60,100 |
| 4 | 4.78 | 0.63 | 7.0 | 60 | 28.0 | 1.74 | 60,100 |
| 6 | 7.2 | 0.98 | 9.0 | 50 | 28.0 | 3.88 | 60,100 |



* Over flexing or repeated flexing of hose within 18" of fitting is a common cause of hose failure. Installing a 12"-14" section of our Banding Coil at the end of the hose should be considered. **Kanaflex will not be responsible for damage to hose due to over flexing.**

Kanaline SR

Water suction and discharge hose for heavy-duty applications requiring combined vacuum and higher working pressures



Suction & Discharge
Cold Weather/Flexible
Heavy-Duty
Abrasion Resistance
Petroleum
Food Grade
Duct
Specialty
Accessories

SPECIFICATIONS

Temp. Range: -13°F to 140°F

Applications: Heavy duty suction and discharge hose for use in fish suction and rental/construction pumping

Construction: Flexible PVC, rigid PVC helix, synthetic braiding, smooth bore, corrugated O.D.

Features: Lightweight and flexible. External helix provides for easy drag. Rated for both suction and discharge. Clear sidewall permits visual check of material flow.

Note: Not a food-grade hose. Banding coil must be used for 1-1/2", 2", 3", 4", 5" and 6" sizes.

AVAILABLE SIZES

| Inside Dia. Inches | Outside Dia. Inches | Pitch Inches | Minimum Bend Radius 72°F, Inches | Working Pressure 72°F, P.S.I. | Vacuum Rating 72°F, In Hg | Weight Lbs/Ft | Standard Length Ft |
|--------------------|---------------------|--------------|----------------------------------|-------------------------------|---------------------------|---------------|--------------------|
| 1-1/2 | 2.1 | 0.37 | 2.5 | 110 | 28.0 | 0.47 | 60,100 |
| 2 | 2.6 | 0.43 | 4.0 | 100 | 28.0 | 0.70 | 60,100 |
| 3 | 3.7 | 0.59 | 6.3 | 100 | 28.0 | 1.13 | 60,100 |
| 4 | 4.8 | 0.65 | 7.1 | 75 | 28.0 | 1.74 | 60,100 |
| 5 | 6.1 | 0.87 | 9.2 | 70 | 28.0 | 2.90 | 60,100 |
| 6 | 7.2 | 0.93 | 10.2 | 70 | 28.0 | 3.88 | 60,100 |
| 8 | 9.5 | 1.07 | 15.7 | 60 | 28.0 | 5.54 | 15,20,25,40 |
| 10 | 11.63 | 1.22 | 24.8 | 40 | 28.0 | 8.68 | 15,20,25,40** |
| 12 | 13.8 | 1.34 | 45.0 | 28 | 25.0 | 10.30 | 20,40** |

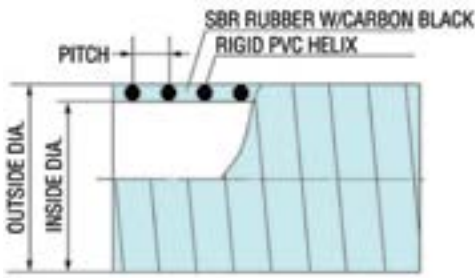
** Buyer responsible for shipping costs



* Over flexing or repeated flexing of hose within 18" of fitting is a common cause of hose failure. Installing a 12"-14" section of our Banding Coil at the end of the hose should be considered. **Kanaflex will not be responsible for damage to hose due to over flexing.**

KanaChem RS (220RS)

All weather suction and discharge hose



SPECIFICATIONS

Temp. Range: -40°F to 140°F

Applications: Heavy-duty liquid suction hose for use in construction dewatering, liquid waste, cesspool cleaning, septic handling, agricultural applications and marine use

Construction: SBR rubber with static carbon black, rigid PVC helix, smooth bore, smooth O.D.

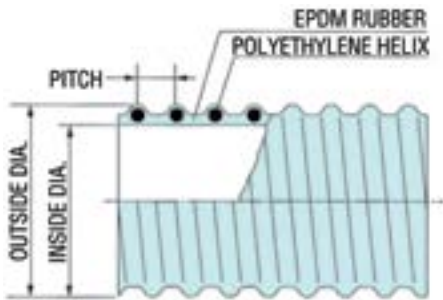
AVAILABLE SIZES

| Inside Dia. Inches | Outside Dia. Inches | Pitch Inches | Minimum Bend Radius 72°F, Inches | Working Pressure 72°F, P.S.I. | Vacuum Rating 72°F, In Hg | Weight Lbs/Ft | Standard Length Ft |
|--------------------|---------------------|--------------|----------------------------------|-------------------------------|---------------------------|---------------|--------------------|
| 1-1/2 | 1.85 | 0.35 | 3.0 | 50 | 29.8 | 0.50 | 100 |
| 2 | 2.40 | 0.39 | 4.0 | 50 | 29.8 | 0.74 | 100 |
| 2-1/2 | 2.99 | 0.56 | 5.0 | 50 | 29.8 | 1.01 | 100 |
| 3 | 3.50 | 0.59 | 6.0 | 43 | 29.8 | 1.30 | 100 |
| 4 | 4.57 | 0.65 | 9.0 | 38 | 29.8 | 2.01 | 100 |
| 6 | 6.69 | 0.87 | 15.0 | 23 | 28.0 | 3.37 | 60,100 |



KanaChem 300 (300GR/EPDM)

All weather suction and discharge hose



SPECIFICATIONS

Temp. Range: -40°F to 140°F

Applications: Heavy-duty liquid suction hose for use in construction dewatering, liquid waste, cesspool cleaning, septic handling, agricultural applications and marine use.

Construction: EPDM rubber, polyethylene helix, smooth bore, corrugated O.D.

Features: Lightweight and flexible. External helix provides for easy drag. Resistant to agricultural chemicals.

Note: Hose available with red, blue, yellow, and black helix with 500 ft. minimum order.

AVAILABLE SIZES

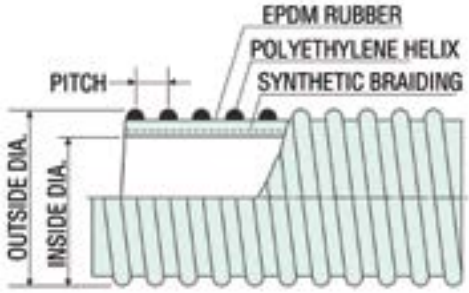
| Inside Dia. Inches | Outside Dia. Inches | Pitch Inches | Minimum Bend Radius 72°F, Inches | Working Pressure 72°F, P.S.I. | Vacuum Rating 72°F, In Hg | Weight Lbs/Ft | Standard Length Ft |
|--------------------|---------------------|--------------|----------------------------------|-------------------------------|---------------------------|---------------|--------------------|
| 1 | 1.34 | 0.30 | 1.9 | 50 | 29.8 | 0.23 | 100 |
| 1-1/4 | 1.7 | 0.33 | 3.2 | 50 | 29.8 | 0.34 | 100 |
| 1-1/2 | 2.0 | 0.35 | 3.2 | 50 | 29.8 | 0.40 | 100 |
| 2 | 2.5 | 0.39 | 5.2 | 50 | 29.8 | 0.67 | 100 |
| 2-1/2 | 3.1 | 0.56 | 5.6 | 50 | 29.8 | 0.92 | 100 |
| 3 | 3.6 | 0.59 | 7.1 | 43 | 29.8 | 1.10 | 100 |
| 4 | 4.7 | 0.65 | 11.0 | 38 | 29.8 | 1.84 | 100 |
| 6 | 6.9 | 0.87 | 20.0 | 23 | 28.0 | 3.07 | 60,100 |



Suction & Discharge
Cold Weather/Flexible
Heavy-Duty
Abrasion Resistance
Petroleum
Food Grade
Duct
Specialty
Accessories

KanaChem 390 (390 SD)

All weather suction and discharge hose



SPECIFICATIONS

Temp. Range: -40°F to 140°F

Applications: Suction and discharge of liquids in the construction, rental and agricultural industries such as agricultural chemicals, liquid fertilizers and dewatering

Construction: EPDM rubber, polyethylene helix, synthetic braiding, smooth bore, corrugated O.D.

Features: Lightweight and flexible. Rated for both suction and discharge. External helix provides for easy drag. Resistant to agricultural chemicals. Durable in construction applications.


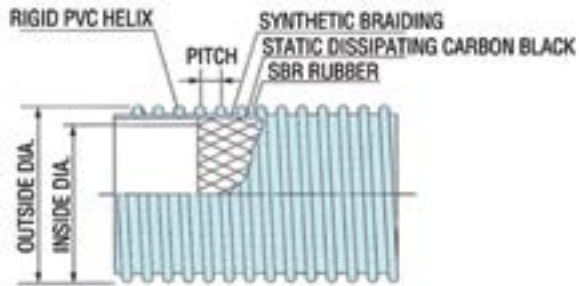
AVAILABLE SIZES

| Inside Dia. Inches | Outside Dia. Inches | Pitch Inches | Minimum Bend Radius 72°F, Inches | Working Pressure 72°F, P.S.I. | Vacuum Rating 72°F, In Hg | Weight Lbs/Ft | Standard Length Ft |
|--------------------|---------------------|--------------|----------------------------------|-------------------------------|---------------------------|---------------|--------------------|
| 1-1/4 | 1.8 | 0.39 | 3.0 | 100 | 29.8 | 0.45 | 60,100 |
| 1-1/2 | 2.1 | 0.43 | 3.0 | 100 | 29.8 | 0.50 | 60,100 |
| 2 | 2.6 | 0.47 | 5.0 | 100 | 29.8 | 0.73 | 60,100 |
| 3 | 3.7 | 0.59 | 7.0 | 90 | 29.8 | 1.25 | 60,100 |



KanaVac Max (Kanapower AT)

Extremely durable and heavy-duty high pressure suction and discharge hose



Suction & Discharge
Cold Weather/Flexible
Heavy-Duty
Abrasion Resistance
Petroleum
Food Grade
Duct
Specialty
Accessories

SPECIFICATIONS

Temp. Range: -30°F to 140°F

Applications: Abrasion resistant suction and discharge hose designed for demanding applications such as slurry in micro-tunneling applications and directional boring

Construction: SBR rubber blended with static dissipating carbon black

Note: 6" size is not a stock item. Consult factory for availability.

AVAILABLE SIZES

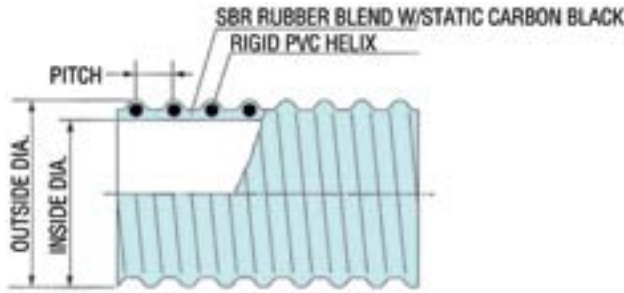
| Inside Dia. Inches | Outside Dia. Inches | Pitch Inches | Minimum Bend Radius 72°F, Inches | Working Pressure 72°F, P.S.I. | Vacuum Rating 72°F, In Hg | Weight Lbs/Ft | Standard Length Ft |
|--------------------|---------------------|--------------|----------------------------------|-------------------------------|---------------------------|---------------|--------------------|
| 4 | 5.28 | 0.65 | 10.0 | 140 | 28.0 | 2.85 | 60,100 |
| 6 | 7.36 | 0.87 | 16.0 | 140 | 28.0 | 4.50 | Not stock item |



* Over flexing or repeated flexing of hose within 18" of fitting is a common cause of hose failure. Installing a 12"-14" section of our Banding Coil at the end of the hose should be considered. **Kanaflex will not be responsible for damage to hose due to over flexing.**

KanaVac AR (180 AR)

Heavy-duty abrasion resistant suction and discharge hose



SPECIFICATIONS

Temp. Range: -40°F to 140°F

Applications: Heavy-duty abrasion resistant suction hose for vacuum trucks or handling abrasives such as crushed rock, sand, pea gravel, cement powder, dry fertilizer, iron ore and grains

Construction: SBR rubber blended with static carbon black, rigid PVC helix, smooth bore, corrugated O.D.

Features: Lightweight and flexible. Extremely abrasion resistant. Static dissipating with no grounding wire. Consult factory for specific applications.

Note: This hose was not designed for bulk handling such as unloading of rail cars.

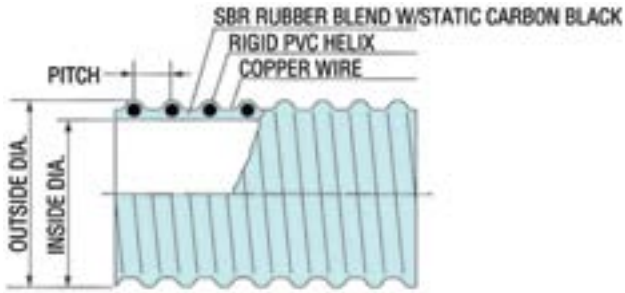
AVAILABLE SIZES

| Inside Dia. Inches | Outside Dia. Inches | Pitch Inches | Minimum Bend Radius 72°F, Inches | Working Pressure 72°F, P.S.I. | Vacuum Rating 72°F, In Hg | Weight Lbs/Ft | Standard Length Ft |
|-----------------------|------------------------|-----------------|-------------------------------------|----------------------------------|------------------------------|------------------|-----------------------|
| 1-1/4 | 1.6 | 0.33 | 2.0 | 45 | 29.8 | 0.31 | 100 |
| 1-1/2 | 1.9 | 0.35 | 2.0 | 45 | 29.8 | 0.37 | 100 |
| 2 | 2.4 | 0.39 | 2.5 | 40 | 29.8 | 0.50 | 100 |
| 2-1/2 | 3.0 | 0.56 | 2.5 | 35 | 29.8 | 0.88 | 100 |
| 3 | 3.5 | 0.59 | 3.0 | 35 | 29.8 | 1.10 | 100 |
| 3-1/2 | 4.11 | 0.64 | 4.0 | 30 | 29.8 | 1.35 | 100 |
| 4 | 4.63 | 0.65 | 4.5 | 30 | 29.8 | 1.77 | 50,100 |
| 5 | 5.76 | 0.87 | 5.0 | 30 | 28.0 | 2.47 | 50,100 |
| 6 | 6.8 | 0.87 | 9.2 | 30 | 28.0 | 3.08 | 50,100 |
| 7 | 7.83 | 0.87 | 14.0 | 30 | 27.0 | 4.10 | 50 |
| 8 | 9.04 | 0.91 | 15.0 | 30 | 27.0 | 5.65 | 50 |
| 10 | 11.18 | 1.00 | 30.0 | 28 | 25.0 | 8.88 | 20 |
| 12 | 13.31 | 1.18 | 40.0 | 25 | 25.0 | 10.43 | 20 |

* Over flexing or repeated flexing of hose within 18" of fitting is a common cause of hose failure. Installing a 12"-14" section of our Banding Coil at the end of the hose should be considered. **Kanaflex will not be responsible for damage to hose due to over flexing.**

KanaVac STAR (180 STAR)

Heavy-duty abrasion resistant suction and discharge hose



SPECIFICATIONS

Temp. Range: -40°F to 140°F

Applications: Heavy-duty abrasion resistant suction hose for vacuum trucks or handling abrasives such as crushed rock, sand, pea gravel, cement powder, dry fertilizer, iron ore and grains

Construction: SBR rubber blended with static carbon black, rigid PVC helix, smooth bore, with copper wire, corrugated O.D.

Features: Lightweight and flexible. Extremely abrasion resistant. Static dissipating with grounding wire. Consult factory for specific applications.

Note: This hose was not designed for bulk handling such as unloading of rail cars.

AVAILABLE SIZES

| Inside Dia. Inches | Outside Dia. Inches | Pitch Inches | Minimum Bend Radius 72°F, Inches | Working Pressure 72°F, P.S.I. | Vacuum Rating 72°F, In Hg | Weight Lbs/Ft | Standard Length Ft |
|--------------------|---------------------|--------------|----------------------------------|-------------------------------|---------------------------|---------------|--------------------|
| 1-1/2 | 1.90 | 0.35 | 2.5 | 45 | 29.8 | 0.50 | 100 |
| 2 | 2.44 | 0.39 | 2.5 | 40 | 29.8 | 0.60 | 100 |
| 3 | 3.50 | 0.59 | 3.0 | 35 | 29.8 | 1.19 | 100 |
| 4 | 4.63 | 0.65 | 4.5 | 30 | 29.8 | 1.84 | 50,100 |
| 6 | 6.80 | 0.87 | 9.2 | 30 | 28.0 | 3.26 | 50,100 |

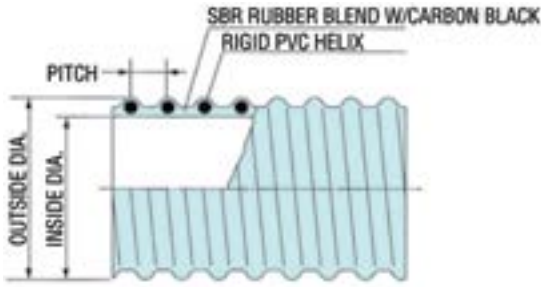


* Over flexing or repeated flexing of hose within 18" of fitting is a common cause of hose failure. Installing a 12"-14" section of our Banding Coil at the end of the hose should be considered. **Kanaflex will not be responsible for damage to hose due to over flexing.**

Suction & Discharge
Cold Weather/Flexible
Heavy-Duty
Abrasion Resistance
Petroleum
Food Grade
Duct
Specialty
Accessories

KanaVac MV (180 MV)

Abrasion resistant medium-duty suction and discharge hose



SPECIFICATIONS

Temp. Range: -40°F to 140°F

Applications: Designed for numerous applications such as grain and roof vacuums

Construction: SBR rubber with carbon black, rigid PVC helix, smooth bore, corrugated O.D.

AVAILABLE SIZES

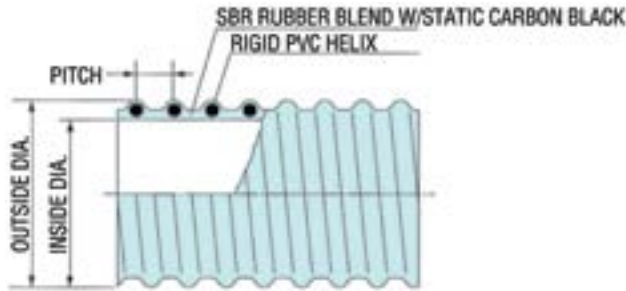
| Inside Dia. Inches | Outside Dia. Inches | Pitch Inches | Minimum Bend Radius 72°F, Inches | Working Pressure 72°F, P.S.I. | Vacuum Rating 72°F, In Hg | Weight Lbs/Ft | Standard Length Ft |
|--------------------|---------------------|--------------|----------------------------------|-------------------------------|---------------------------|---------------|--------------------|
| 5 | 5.75 | 0.87 | 5.0 | 8 | 18.0 | 2.00 | 50,100 |
| 6 | 6.73 | 0.87 | 9.0 | 8 | 18.0 | 2.70 | 50,100 |



* Over flexing or repeated flexing of hose within 18" of fitting is a common cause of hose failure. Installing a 12"-14" section of our Banding Coil at the end of the hose should be considered. **Kanaflex will not be responsible for damage to hose due to over flexing.**

KanaVac Lite (180 BL)

Lightweight abrasion resistant blower and suction hose



Suction & Discharge
Cold Weather/Flexible
Heavy-Duty
Abrasion Resistance
Petroleum
Food Grade
Duct
Specialty
Accessories

SPECIFICATIONS

Temp. Range: -40°F to 140°F

Applications: Designed for suction and light blowing of lightweight abrasives such as rockwool, fiberglass, sawdust, grain, insulation and cement dust

Construction: SBR rubber blended with static carbon black, rigid PVC helix, smooth bore, corrugated O.D.

AVAILABLE SIZES

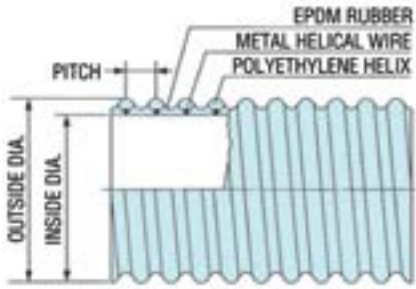
| Inside Dia. Inches | Outside Dia. Inches | Pitch Inches | Minimum Bend Radius 72°F, Inches | Working Pressure 72°F, P.S.I. | Vacuum Rating 72°F, In Hg | Weight Lbs/Ft | Standard Length Ft |
|--------------------|---------------------|--------------|----------------------------------|-------------------------------|---------------------------|---------------|--------------------|
| 2-1/2 | 2.91 | 0.56 | 2.5 | 18 | 25.0 | 0.71 | 100 |
| 3 | 3.44 | 0.59 | 3.0 | 13 | 23.0 | 0.92 | 100 |
| 4 | 4.53 | 0.65 | 4.0 | 10 | 20.0 | 1.50 | 50,100 |
| 5 | 5.63 | 0.87 | 5.0 | 8 | 15.0 | 1.68 | 50,100 |
| 6 | 6.67 | 0.87 | 9.0 | 8 | 15.0 | 2.40 | 50,100 |
| 7 | 8.71 | 0.87 | 10.0 | 8 | 15.0 | 3.00 | 50 |
| 8 | 8.98 | 0.91 | 12.0 | 8 | 15.0 | 4.40 | 50 |



* Over flexing or repeated flexing of hose within 18" of fitting is a common cause of hose failure. Installing a 12"-14" section of our Banding Coil at the end of the hose should be considered. **Kanaflex will not be responsible for damage to hose due to over flexing.**

KanaVac HR (180 HR)

High temperature abrasion resistant suction hose



SPECIFICATIONS

Temp. Range: -40°F to 220°F

Applications: Heavy-duty suction applications where high temperature and abrasion are factors such as vacuum trucks or the handling of fly ash, crushed rock, sand, pea gravel or cement powder

Construction: EPDM rubber, polyethylene helix, metal helical wire, smooth bore, corrugated O.D.

Features: Lightweight and flexible. Integral wire helix can be grounded. External helix provides easy drag. Rated up to 220°F.

AVAILABLE SIZES

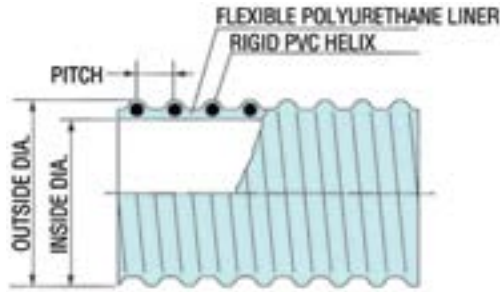
| Inside Dia. Inches | Outside Dia. Inches | Pitch Inches | Minimum Bend Radius 72°F, Inches | Working Pressure 72°F, P.S.I. | Vacuum Rating 72°F, In Hg | Weight Lbs/Ft | Standard Length Ft |
|--------------------|---------------------|--------------|----------------------------------|-------------------------------|---------------------------|---------------|--------------------|
| 4 | 4.69 | 0.65 | 5.5 | 30 | 29.8 | 1.75 | 50,100 |
| 6 | 6.9 | 0.87 | 9.8 | 30 | 28.0 | 3.46 | 50,100 |
| 8 | 9.13 | 0.87 | 15.0 | 30 | 27.0 | 6.00 | 50 |



* Over flexing or repeated flexing of hose within 18" of fitting is a common cause of hose failure. Installing a 12"-14" section of our Banding Coil at the end of the hose should be considered. **Kanaflex will not be responsible for damage to hose due to over flexing.**

KanaBoom Lite (KB-Lite)

Heavy-duty wet & dry material handling hose with static dissipative polyurethane liner



Suction & Discharge
Cold Weather/Flexible
Heavy-Duty
Abrasion Resistance
Petroleum
Food Grade
Duct
Specialty
Accessories

SPECIFICATIONS

Temp. Range: -40°F to 140°F

Applications: General construction use, such as rock, gravel, sand and crushed concrete. Industrial vac equipment, roof vacuuming, dry fertilizer and petcoke.

Construction: Flexible abrasion polyurethane liner, rigid PVC helix, smooth bore, PVC corrugated O.D. with static dissipating materials.

Features: Lightweight and flexible in sub-zero temperatures. Abrasive resistant polyurethane tube provides increased life time, prevents material build up and provides quiet operation. Dissipative material in construction dissipates static charges. External helix provides for easy drag.

Accessories: Banding coil or Powerlock Clamp

Note: Not a food-grade hose. Not recommended for high-voltage applications (a static wire would be required).

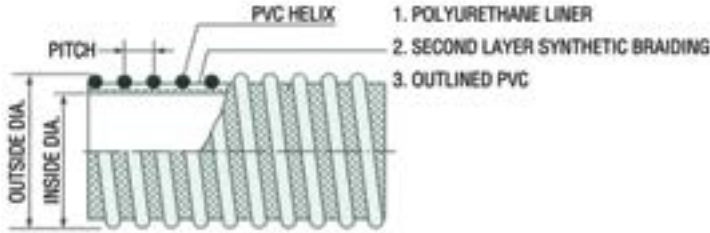
AVAILABLE SIZES

| Inside* Dia. Inches | Outside Dia. Inches | Pitch Inches | Minimum Bend Radius 72°F, Inches | Working Pressure 72°F, P.S.I. | Vacuum Rating 72°F, In Hg | Weight Lbs/Ft | Standard Length Ft |
|---------------------|---------------------|--------------|----------------------------------|-------------------------------|---------------------------|---------------|--------------------|
| 1 1/2 | 1.81 | 0.35 | 2.0 | 35 | 29.0 | 0.39 | 100 |
| 2 | 2.36 | 0.39 | 2.5 | 27 | 29.0 | 0.55 | 100 |
| 2 1/2 | 2.93 | 0.53 | 4.5 | 27 | 29.8 | 0.75 | 100 |
| 3 | 3.50 | 0.59 | 5.5 | 25 | 29.0 | 1.10 | 100 |
| 4 | 4.55 | 0.65 | 6.5 | 20 | 28.0 | 1.60 | 50,100 |
| 5 | 5.73 | 0.83 | 11.0 | 20 | 28.0 | 2.75 | 50,100 |
| 6 | 6.73 | 0.83 | 11.0 | 20 | 28.0 | 3.80 | 50,100 |
| 8 | 9.04 | 0.91 | 16.0 | 20 | 27.0 | 5.38 | 50 |

Over flexing or repeated flexing of hose within 18" of fitting is a common cause of hose failure. Installing a 12"-14" section of our Banding Coil at the end of the hose should be considered. **Kanaflex will not be responsible for damage to hose due to over flexing.**

KanaBoom (STKB)

Heavy-duty abrasive resistance hose with copper grounding wire for handling wet or dry materials



SPECIFICATIONS

Temp. Range: -33°F to 140°F

Applications: Hydro-vac truck, vacuum truck, general construction use, wet and dry full vacuum rated.

Construction: Flexible high abrasion polyurethane liner, rigid PVC helix, synthetic braiding, no direction required, smooth bore, extra UV inhibitor PVC corrugated O.D. with static dissipating materials and grounding wire.

Features: Lightweight and flexible in sub-zero temperatures. Abrasive resistant polyurethane tube provides increased lifetime, prevents material build-up and provides quiet operation. Static copper wire in construction dissipates static charge when connected to a grounded system. External helix provides for easy drag.

Accessories: Banding coil or Powerlock Clamp must be used for all sizes. Static wire must be properly imbedded during fitting installation and tested to assure proper static grounding of hose to a grounded system.

Note: Not a food-grade hose

AVAILABLE SIZES

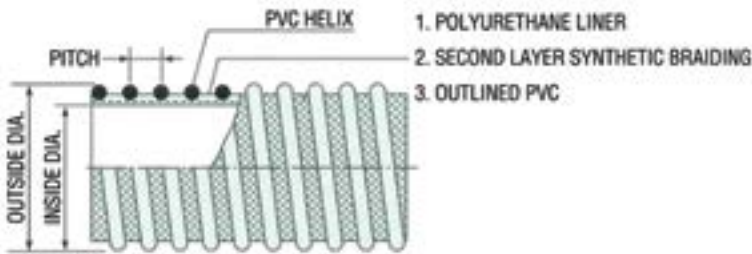
| Inside Dia. Inches | Outside Dia. Inches | Pitch Inches | Minimum Bend Radius 72°F, Inches | Working Pressure 72°F, P.S.I. | Vacuum Rating 72°F, In Hg | Weight Lbs/Ft | Standard Length Ft |
|--------------------|---------------------|--------------|----------------------------------|-------------------------------|---------------------------|---------------|--------------------|
| 4 | 4.86 | 0.69 | 9.0 | 75 | 29.8 | 2.1 | 60,100 |
| 6 | 7.37 | 1.04 | 22.0 | 70 | 28.0 | 4.7 | 60,100 |
| 8 | 9.54 | 1.16 | 34.0 | 60 | 28.0 | 6.5 | 26, 31, 35, 40 |



* Over flexing or repeated flexing of hose within 18" of fitting is a common cause of hose failure. Installing a 12"-14" section of our Banding Coil at the end of the hose should be considered. **Kanaflex will not be responsible for damage to hose due to over flexing.**

Kanaline UFG (STKLUG)

Heavy-duty food-grade static dissipative PVC and polyurethane construction with copper grounding wire for handling wet or dry materials



White helix is available with 500 ft. minimum order

SPECIFICATIONS

Temp. Range: -33°F to 140°F

Applications: Transfer of abrasive/food grade materials - bulk unloading of railcars and trucks. Fish suction.

Construction: Flexible static dissipative polyurethane liner and PVC, rigid PVC helix, synthetic braiding, no direction required, smooth bore, PVC corrugated O.D. with copper grounding wire. Produced entirely of compounds in compliance with FDA and 3-A non-toxic specifications.

Features: Lightweight and flexible in sub-zero temperatures. Clear food-grade polyurethane tube provides increased abrasion resistance, permits visual check of material flow, prevents material build up and provides quiet operation. Static copper wire and dissipative material in construction dissipates static charge when connected to a grounded system. External helix provides for easy drag.

Accessories: Banding coil or Powerlock Clamp must be used for all sizes. Static wire must be properly imbedded during fitting installation and tested to assure proper static grounding of hose to a grounded system.

Note: Made with NSF51 approved materials

AVAILABLE SIZES

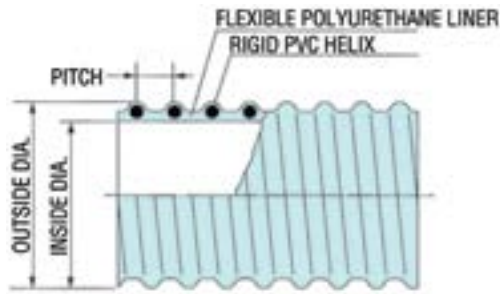
| Inside Dia. Inches | Outside Dia. Inches | Pitch Inches | Minimum Bend Radius 72°F, Inches | Working Pressure 72°F, P.S.I. | Vacuum Rating 72°F, In Hg | Weight Lbs/Ft | Standard Length Ft |
|--------------------|---------------------|--------------|----------------------------------|-------------------------------|---------------------------|---------------|--------------------|
| 3 | 3.7 | 0.59 | 6.3 | 100 | 28.0 | 1.26 | 100 |
| 4 | 4.8 | 0.69 | 7.5 | 75 | 28.0 | 1.94 | 60,100 |
| 5 | 6.1 | 1.00 | 9.5 | 70 | 28.0 | 3.20 | 60,100 |
| 6 | 7.2 | 1.00 | 11.0 | 70 | 28.0 | 4.34 | 60,100 |



* Over flexing or repeated flexing of hose within 18" of fitting is a common cause of hose failure. Installing a 12"-14" section of our Banding Coil at the end of the hose should be considered. **Kanaflex will not be responsible for damage to hose due to over flexing.**

Kanalite U (100 UCLRD)

Medium-duty polyurethane dry material handling hose



SPECIFICATIONS

Temp. Range: -13°F to 140°F

Applications: Dry material pneumatic conveying systems and plastic pellet and powder transfer when static is not a concern. Agricultural applications, such as air seeders, abrasive material vacuum systems, and industrial vac equipment.

Construction: Flexible polyurethane lined PVC tube, rigid PVC helix, smooth bore, PVC corrugated O.D.

Features: Lightweight and flexible in sub-zero temperatures. Clear polyurethane lined PVC tube provides abrasion resistance, permits visual check of material flow, prevents material build up, and provides quiet operation. Corrugated PVC O.D. with raised PVC helix for increased flexibility and easy drag.

Accessories: Banding coil, Powerlock clamp

Note: Not a food-grade hose

AVAILABLE SIZES

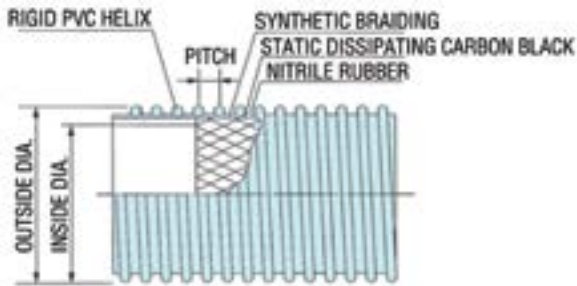
| Inside Dia. Inches | Outside Dia. Inches | Pitch Inches | Minimum Bend Radius 72°F, Inches | Working Pressure 72°F, P.S.I. | Vacuum Rating 72°F, In Hg | Weight Lbs/Ft | Standard Length Ft |
|--------------------|---------------------|--------------|----------------------------------|-------------------------------|---------------------------|---------------|--------------------|
| 2 | 2.36 | 0.39 | 3.0 | 40 | 29.8 | 0.50 | 100 |
| 2-1/2 | 2.93 | 0.53 | 5.0 | 35 | 29.8 | 0.71 | 100 |
| 3 | 3.50 | 0.59 | 6.0 | 35 | 29.8 | 1.00 | 100 |
| 4 | 4.63 | 0.65 | 8.0 | 30 | 29.8 | 1.52 | 100 |
| 5 | 5.73 | 0.87 | 11.0 | 30 | 28.0 | 2.50 | 50,100 |
| 6 | 6.85 | 0.87 | 12.0 | 30 | 28.0 | 3.10 | 50,100 |



* Over flexing or repeated flexing of hose within 18" of fitting is a common cause of hose failure. Installing a 12"-14" section of our Banding Coil at the end of the hose should be considered. **Kanaflex will not be responsible for damage to hose due to over flexing.**

KanaPower (ST120 LT)

**Tank truck drop hose with static grounding wire;
50% lighter than conventional rubber hose**



Suction & Discharge
Cold Weather/Flexible
Heavy-Duty
Abrasion Resistance
Petroleum
Food Grade
Duct
Specialty
Accessories

SPECIFICATIONS

Temp. Range: -30°F to 140°F

Applications: Gasoline tank truck gravity drop hose for fluids such as naphtha, kerosene, light and heavy oil, diesel and some ethanol

Construction: Nitrile rubber static dissipating tube, rigid PVC helix, synthetic braiding, smooth bore, static grounding wire, corrugated O.D.

Features: Lightweight and flexible. External helix provides for easy drag. Rated for up to 40% aromatic content.

Note: Banding sleeves or banding coils must be used for all sizes.

Static wire must be properly imbedded during fitting installation and tested to assure proper static grounding of hose to a grounded system.

AVAILABLE SIZES

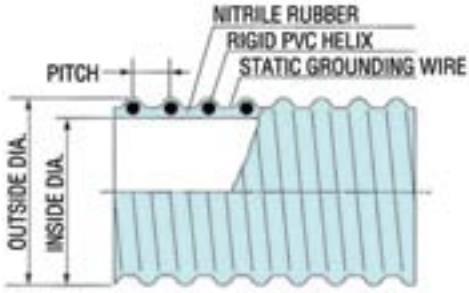
| Inside Dia. Inches | Outside Dia. Inches | Pitch Inches | Minimum Bend Radius 72°F, Inches | Working Pressure 72°F, P.S.I. | Vacuum Rating 72°F, In Hg | Weight Lbs/Ft | Standard Length Ft |
|--------------------|---------------------|--------------|----------------------------------|-------------------------------|---------------------------|---------------|--------------------|
| 2 | 2.68 | 0.39 | 5.0 | 65 | 29.8 | 1.13 | 60,100 |
| 3 | 3.8 | 0.59 | 6.0 | 65 | 29.8 | 1.37 | 60,100 |
| 4 | 4.9 | 0.65 | 8.0 | 65 | 29.8 | 2.16 | 60,100 |



* Over flexing or repeated flexing of hose within 18" of fitting is a common cause of hose failure. Installing a 12"-14" section of our Banding Coil at the end of the hose should be considered. **Kanaflex will not be responsible for damage to hose due to over flexing.**

KanaVapor (ST120 VP)

Gasoline vapor recovery hose



SPECIFICATIONS

Temp. Range: -40°F to 140°F

Applications: Gasoline vapor recovery only

Construction: Nitrile rubber, rigid PVC helix, smooth bore, corrugated O.D., static grounding wire

Note: Static wire must be properly imbedded during fitting installation and tested to assure proper static grounding of hose to a grounded system.

AVAILABLE SIZES



| Inside Dia. Inches | Outside Dia. Inches | Pitch Inches | Minimum Bend Radius 72°F, Inches | Working Pressure 72°F, P.S.I. | Vacuum Rating 72°F, In Hg | Weight Lbs/Ft | Standard Length Ft |
|--------------------|---------------------|--------------|----------------------------------|-------------------------------|---------------------------|---------------|--------------------|
| 2 | 2.36 | 0.39 | 3.0 | 20 | 29.8 | 0.61 | 60,100 |
| 3 | 3.46 | 0.59 | 3.5 | 10 | 29.8 | 1.00 | 60,100 |
| 4 | 4.57 | 0.65 | 5.0 | 10 | 29.8 | 1.70 | 60,100 |



* Over flexing or repeated flexing of hose within 18" of fitting is a common cause of hose failure. Installing a 12"-14" section of our Banding Coil at the end of the hose should be considered. **Kanaflex will not be responsible for damage to hose due to over flexing.**

KanaVapor Bio (ST120 UACVR)

The ultimate all purpose tank truck and terminal vapor recovery hose with clear static dissipating tube and static grounding wire



SPECIFICATIONS

Temp. Range: -52°F to 140°F

Applications: Tank truck and terminal recovery of gasoline, ethanol, and biodiesel vapors.

Construction: Lightweight clear static dissipating non-permeable polyurethane with smooth bore, corrugated O.D., rigid PVC helix, and static grounding wire.

Features: Lightweight and flexible even in sub-zero temperatures. Polyurethane construction allows use with all gasoline blends, biodiesel (up to B100), ethanol (up to E85; currently testing E100), kerosene, diesel, and ASTM fuel oils. Static dissipating tube combined with multi-strand copper static wire provides the ultimate protection against static discharge. Clear tube allows visual confirmation of fuel backup into the hose.

Note: Banding sleeve or banding coil must be used. Static wire must be properly imbedded during fitting installation and tested to assure proper static grounding of hose to a grounded system.

AVAILABLE SIZES



| Inside Dia. Inches | Outside Dia. Inches | Pitch Inches | Minimum Bend Radius 72°F, Inches | Working Pressure 72°F, P.S.I. | Vacuum Rating 72°F, In Hg | Weight Lbs/Ft | Standard Length Ft |
|--------------------|---------------------|--------------|----------------------------------|-------------------------------|---------------------------|---------------|--------------------|
| 2 | 2.38 | 0.39 | 2.0 | 9 | 16.0 | 0.44 | 60,100 |
| 3 | 3.56 | 0.57 | 3.0 | 8 | 15.0 | 0.71 | 60,100 |
| 4 | 4.57 | 0.65 | 4.0 | 7 | 13.0 | 0.98 | 60,100 |



* Over flexing or repeated flexing of hose within 18" of fitting is a common cause of hose failure. Installing a 12"-14" section of our Banding Coil at the end of the hose should be considered. **Kanaflex will not be responsible for damage to hose due to over flexing.**

KanaPower Bio (ST120 UAPDH)

The ultimate all purpose tank truck drop hose with clear static dissipating tube and static grounding wire



SPECIFICATIONS

Temp. Range: -52°F to 140°F

Applications: All purpose tank truck gravity drop hose for items such as gasoline, ethanol, biodiesel, kerosene and diesel.

Construction: Non-permeable polyurethane inner and outer tube with synthetic braiding, smooth bore, corrugated O.D., PVC helix for easy drag, clear static dissipating tube and multi-strand copper static wire providing maximum protection against static discharge.

Features: Lightweight and flexible even in sub-zero temperatures. Static dissipating polyurethane inner and outer tube provides maximum resistance to gasoline, biodiesel (up to B100 compliant with ASTM D6751), ethanol (E85 to E100), kerosene, diesel and ASTM fuel oils. Clear tube allows visual confirmation of flow.

Note: Banding coil or banding sleeve must be used for all sizes. Static wire must be properly imbedded during fitting installation and tested to assure proper static grounding of hose to a grounded system.

AVAILABLE SIZES

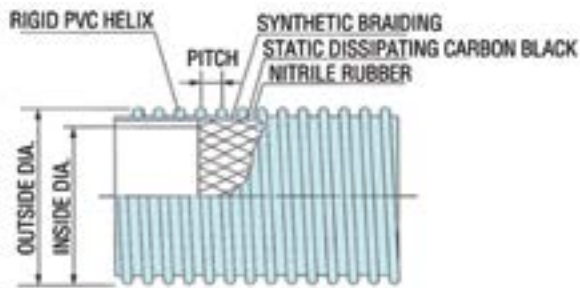
| Inside Dia. Inches | Outside Dia. Inches | Pitch Inches | Minimum Bend Radius 72°F, Inches | Working Pressure 72°F, P.S.I. | Vacuum Rating 72°F, In Hg | Weight Lbs/Ft | Standard Length Ft |
|--------------------|---------------------|--------------|----------------------------------|-------------------------------|---------------------------|---------------|--------------------|
| 2 | 2.68 | 0.43 | 5.0 | 65 | 29.8 | 0.95 | 60,100 |
| 3 | 3.72 | 0.62 | 6.3 | 65 | 29.8 | 1.40 | 60,100 |
| 4 | 4.81 | 0.68 | 7.0 | 65 | 29.8 | 1.87 | 60,100 |



* Over flexing or repeated flexing of hose within 18" of fitting is a common cause of hose failure. Installing a 12"-14" section of our Banding Coil at the end of the hose should be considered. **Kanaflex will not be responsible for damage to hose due to over flexing.**

KanaPower Max (ST120 HP)

**Tank truck drop hose with static grounding wire;
50% lighter than conventional rubber hose**



Suction & Discharge
Cold Weather/Flexible
Heavy-Duty
Abrasion Resistance
Petroleum
Food Grade
Duct
Specialty
Accessories

SPECIFICATIONS

Temp. Range: -30°F to 140°F

Applications: Gasoline tank truck gravity drop hose for fluids such as naphtha, kerosene, light and heavy oil, diesel and some ethanol

Construction: Nitrile rubber static dissipating tube, rigid PVC helix, synthetic braiding, smooth bore, static grounding wire, corrugated O.D.


Features: Lightweight and flexible. External helix provides for easy drag. Rated for up to 40% aromatic content.

Note: Banding sleeves or banding coils must be used for all sizes.

Static wire must be properly imbedded during fitting installation and tested to assure proper static grounding of hose to a grounded system.

AVAILABLE SIZES


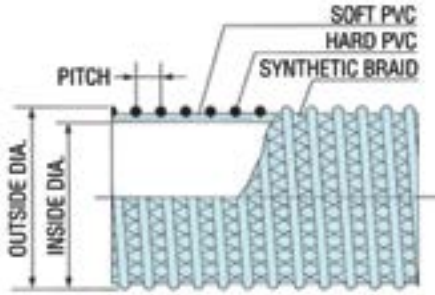
| Inside Dia. Inches | Outside Dia. Inches | Pitch Inches | Minimum Bend Radius 72°F, Inches | Working Pressure 72°F, P.S.I. | Vacuum Rating 72°F, In Hg | Weight Lbs/Ft | Standard Length Ft |
|--------------------|---------------------|--------------|----------------------------------|-------------------------------|---------------------------|---------------|--------------------|
| 3 | 3.88 | 0.62 | 6.0 | 150 | 29.8 | 1.55 | 60,100 |
| 4 | 4.98 | 0.65 | 8.0 | 150 | 29.8 | 2.60 | 60,100 |



* Over flexing or repeated flexing of hose within 18" of fitting is a common cause of hose failure. Installing a 12"-14" section of our Banding Coil at the end of the hose should be considered. **Kanaflex will not be responsible for damage to hose due to over flexing.**

Kanaline OR

Oil resistant PVC heavy-duty suction and discharge hose for light oils and animal fats



SPECIFICATIONS

Temp. Range: -13°F to 140°F

Applications: Heavy-duty suction and discharge of light oils and animal fats

Oil Use Only. NOT for use with gasoline or similar fuels.

Construction: Flexible oil-resistant PVC, rigid PVC helix, synthetic braiding, smooth bore, corrugated O.D.

Features: Lightweight and flexible. External helix provides for easy drag. Rated for both suction and discharge.

Note: Not a food-grade hose. Banding coil must be used for all sizes.

AVAILABLE SIZES

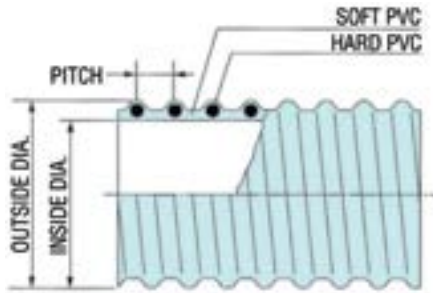
| Inside Dia. Inches | Outside Dia. Inches | Pitch Inches | Minimum Bend Radius 72°F, Inches | Working Pressure 72°F, P.S.I. | Vacuum Rating 72°F, In Hg | Weight Lbs/Ft | Standard Length Ft |
|--------------------|---------------------|--------------|----------------------------------|-------------------------------|---------------------------|---------------|--------------------|
| 2 | 2.60 | 0.43 | 4.0 | 80 | 28.0 | 0.77 | 60,100 |
| 3 | 3.74 | 0.59 | 6.3 | 80 | 28.0 | 1.48 | 60,100 |
| 4 | 4.84 | 0.65 | 7.1 | 60 | 28.0 | 2.14 | 60,100 |



* Over flexing or repeated flexing of hose within 18" of fitting is a common cause of hose failure. Installing a 12"-14" section of our Banding Coil at the end of the hose should be considered. **Kanaflex will not be responsible for damage to hose due to over flexing.**

Kanalite FG (200 SFG)

Food grade suction and discharge hose



Suction & Discharge
Cold Weather/Flexible
Heavy-Duty
Abrasion Resistance
Petroleum
Food Grade
Duct
Specialty
Accessories

SPECIFICATIONS

Temp. Range: -13°F to 140°F

Applications: Food grade suction hose for use in canning, dairy and bottling

Construction: Produced entirely of compounds in compliance with FDA and 3-A non toxic specifications, flexible PVC, rigid PVC helix, smooth bore, corrugated O.D.

Note: Made with NSF51 approved materials

AVAILABLE SIZES

| Inside Dia. Inches | Outside Dia. Inches | Pitch Inches | Minimum Bend Radius 72°F, Inches | Working Pressure 72°F, P.S.I. | Vacuum Rating 72°F, In Hg | Weight Lbs/Ft | Standard Length Ft |
|--------------------|---------------------|--------------|----------------------------------|-------------------------------|---------------------------|---------------|--------------------|
| 1 | 1.25 | 0.30 | 1.5 | 50 | 29.8 | 0.18 | 100 |
| 1-1/4 | 1.52 | 0.33 | 2.0 | 45 | 29.8 | 0.22 | 100 |
| 1-1/2 | 1.81 | 0.35 | 2.5 | 45 | 29.8 | 0.35 | 100 |
| 2 | 2.36 | 0.39 | 4.0 | 40 | 29.8 | 0.50 | 100 |
| 2-1/2 | 2.87 | 0.56 | 4.5 | 35 | 29.8 | 0.68 | 100 |
| 3 | 3.50 | 0.59 | 6.0 | 35 | 29.8 | 1.00 | 100 |
| 4 | 4.63 | 0.65 | 8.0 | 30 | 29.8 | 1.52 | 100 |

| | | | | | | | |
|-------|------|------|-----|----|------|------|-----|
| 45 mm | 2.13 | 0.39 | 4.0 | 37 | 29.8 | 0.45 | 100 |
| 57 mm | 2.60 | 0.43 | 4.5 | 35 | 29.8 | 0.60 | 100 |

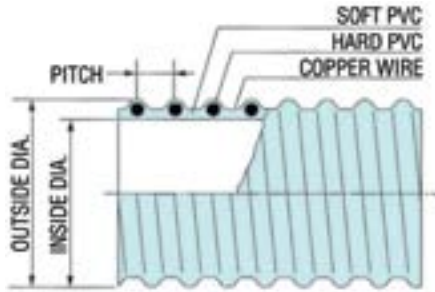
Metric



* Over flexing or repeated flexing of hose within 18" of fitting is a common cause of hose failure. Installing a 12"-14" section of our Banding Coil at the end of the hose should be considered. **Kanaflex will not be responsible for damage to hose due to over flexing.**

Kanalite STFG (ST 200 SFG)

Medium-duty, lightweight, hose for pneumatic conveying



SPECIFICATIONS

Temp. Range: -13°F to 140°F

Applications: Pneumatic conveying of lightweight solids such as powders and plastic pellets. Copper static wire is located within the hose tube. Not to be used for conveying edible food products.

Construction: Produced entirely of compounds in compliance with FDA and 3-A nontoxic specifications, flexible PVC, rigid PVC helix, multi-strand copper static grounding wire, smooth bore, corrugated O.D.

Note: Made with NSF51 approved materials. **If used for abrasive materials, monitor the hose for excessive wear. Excessive wear may expose the material to the copper static wire.**

AVAILABLE SIZES

| Inside Dia. Inches | Outside Dia. Inches | Pitch Inches | Minimum Bend Radius 72°F, Inches | Working Pressure 72°F, P.S.I. | Vacuum Rating 72°F, In Hg | Weight Lbs/Ft | Standard Length Ft |
|--------------------|---------------------|--------------|----------------------------------|-------------------------------|---------------------------|---------------|--------------------|
| 1-1/2 | 1.81 | 0.35 | 2.5 | 45 | 29.8 | 0.44 | 50,100 |
| 2 | 2.36 | 0.39 | 4.0 | 40 | 29.8 | 0.58 | 50,100 |
| 2-1/2 | 2.87 | 0.56 | 4.5 | 35 | 29.8 | 0.75 | 50,100 |
| 3 | 3.50 | 0.59 | 6.0 | 35 | 29.8 | 1.07 | 50,100 |
| 4 | 4.63 | 0.65 | 8.0 | 30 | 29.8 | 1.52 | 50,100 |

| 45 mm | 2.17 | 0.39 | 4.0 | 37 | 29.8 | 0.53 | 50,100 |
|-------|------|------|-----|----|------|------|--------|
| 57 mm | 2.64 | 0.43 | 4.5 | 35 | 29.8 | 0.67 | 50,100 |

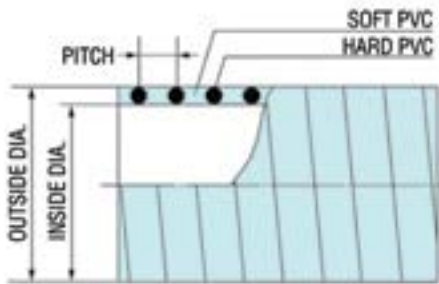
Metric



* Over flexing or repeated flexing of hose within 18" of fitting is a common cause of hose failure. Installing a 12"-14" section of our Banding Coil at the end of the hose should be considered. **Kanaflex will not be responsible for damage to hose due to over flexing.**

Kanaflo FG (210 HFG)

Heavy-duty food grade suction and discharge hose



SPECIFICATIONS

Temp. Range: -13°F to 140°F

Applications: Heavy-duty food grade suction hose for bottling and dairy industries

Construction: Produced entirely of compounds in compliance with FDA and 3-A nontoxic specifications, flexible PVC, rigid PVC helix, smooth bore, smooth O.D.

Note: Made with NSF51 approved materials

AVAILABLE SIZES

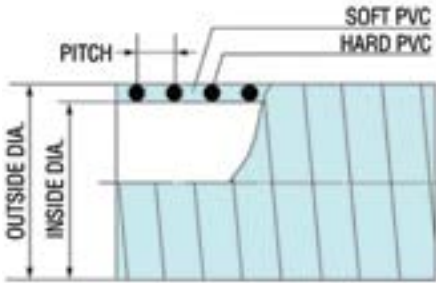
| Inside Dia. Inches | Outside Dia. Inches | Pitch Inches | Minimum Bend Radius 72°F, Inches | Working Pressure 72°F, P.S.I. | Vacuum Rating 72°F, In Hg | Weight Lbs/Ft | Standard Length Ft |
|--------------------|---------------------|--------------|----------------------------------|-------------------------------|---------------------------|---------------|--------------------|
| 3/4 | .96 | 0.22 | 1.9 | 86 | 29.8 | 0.16 | 100 |
| 1 | 1.25 | 0.22 | 1.9 | 86 | 29.8 | 0.26 | 100 |
| 1-1/4 | 1.54 | 0.26 | 2.7 | 79 | 29.8 | 0.37 | 100 |
| 1-1/2 | 1.82 | 0.30 | 2.8 | 72 | 29.8 | 0.44 | 100 |
| 2 | 2.39 | 0.33 | 3.9 | 72 | 29.8 | 0.74 | 100 |
| 2-1/2 | 2.93 | 0.37 | 5.0 | 72 | 29.8 | 1.01 | 100 |
| 3 | 3.43 | 0.37 | 7.0 | 62 | 29.8 | 1.21 | 100 |
| 4 | 4.53 | 0.43 | 9.1 | 55 | 29.8 | 2.01 | 100 |



Suction & Discharge
Cold Weather/Flexible
Heavy-Duty
Abrasion Resistance
Petroleum
Food Grade
Duct
Specialty
Accessories

Kanaflo MK (212 MK)

Heavy-duty food grade suction and discharge hose



SPECIFICATIONS

Temp. Range: -13°F to 140°F

Applications: More flexible; designed for milk hauling (tank truck) and pick-up

Construction: Produced entirely of compounds in compliance with FDA and 3-A nontoxic specifications, flexible PVC, rigid PVC helix, smooth bore, smooth O.D.

Note: Made with NSF51 approved materials

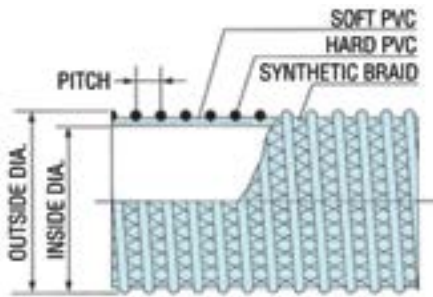
AVAILABLE SIZES

| Inside Dia. Inches | Outside Dia. Inches | Pitch Inches | Minimum Bend Radius 72°F, Inches | Working Pressure 72°F, P.S.I. | Vacuum Rating 72°F, In Hg | Weight Lbs/Ft | Standard Length Ft |
|--------------------|---------------------|--------------|----------------------------------|-------------------------------|---------------------------|---------------|--------------------|
| 1-1/2 | 1.82 | 0.30 | 2.0 | 66 | 29.8 | 0.44 | 100 |
| 2 | 2.39 | 0.33 | 2.5 | 66 | 29.8 | 0.74 | 100 |
| 2-1/2 | 2.93 | 0.37 | 4.7 | 66 | 29.8 | 1.01 | 100 |
| 3 | 3.43 | 0.37 | 6.1 | 62 | 29.8 | 1.21 | 100 |



Kanaline FW

Heavy-duty food grade suction and discharge hose



Suction & Discharge
Cold Weather/Flexible
Heavy-Duty
Abrasion Resistance
Petroleum
Food Grade
Duct
Specialty
Accessories

SPECIFICATIONS

Temp. Range: -13°F to 140°F

Applications: Heavy-duty food grade suction and discharge hose for bottling, wine making, canning, dairy, brewing and liquid foods

Construction: Produced entirely of compounds in compliance with FDA and 3-A nontoxic specifications, flexible PVC, rigid PVC helix, synthetic braiding, smooth bore, corrugated O.D.

Features: Lightweight and flexible. External helix provides for easy drag. Rated for both suction and discharge. Clear sidewall permits visual check of material flow.

Note: Made with NSF51 approved materials. Banding coil must be used for all sizes. 5" and 6" sizes are not a stock item. Consult factory for availability.

AVAILABLE SIZES

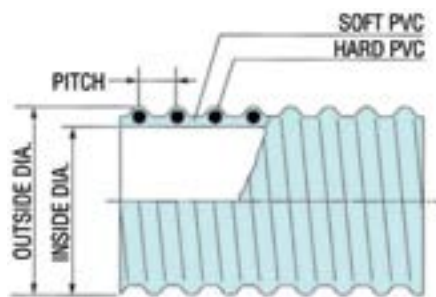
| Inside Dia. Inches | Outside Dia. Inches | Pitch Inches | Minimum Bend Radius 72°F, Inches | Working Pressure 72°F, P.S.I. | Vacuum Rating 72°F, In Hg | Weight Lbs/Ft | Standard Length Ft |
|--------------------|---------------------|--------------|----------------------------------|-------------------------------|---------------------------|---------------|--------------------|
| 1-1/2 | 2.1 | 0.39 | 2.5 | 110 | 28.0 | 0.56 | 60,100 |
| 2 | 2.6 | 0.41 | 4.0 | 100 | 28.0 | 0.75 | 60,100 |
| 3 | 3.7 | 0.59 | 6.3 | 100 | 28.0 | 1.20 | 60,100 |
| 4 | 4.8 | 0.65 | 7.1 | 75 | 28.0 | 1.74 | 60,100 |
| 5 | 6.1 | 0.87 | 9.2 | 70 | 28.0 | 2.90 | Not stock item |
| 6 | 7.3 | 0.93 | 10.2 | 70 | 28.0 | 3.88 | Not stock item |



* Over flexing or repeated flexing of hose within 18" of fitting is a common cause of hose failure. Installing a 12"-14" section of our Banding Coil at the end of the hose should be considered. **Kanaflex will not be responsible for damage to hose due to over flexing.**

KanaDuct 150 (150 CL)

Lightweight PVC blower and ducting hose



SPECIFICATIONS

Temp. Range: -13°F to 140°F

Applications: Lightweight general ducting for ventilation and grass clippings, leaves, dust and fumes

Construction: Flexible PVC, rigid PVC helix, smooth bore, corrugated O.D.

Note: Not a food-grade hose

AVAILABLE SIZES

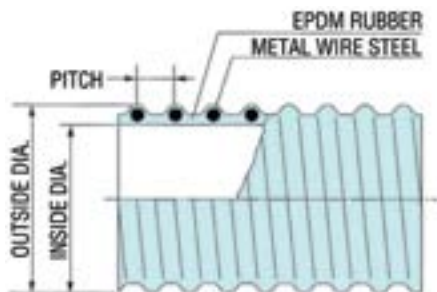
| Inside Dia. Inches | Outside Dia. Inches | Pitch Inches | Minimum Bend Radius 72°F, Inches | Working Pressure 72°F, P.S.I. | Vacuum Rating 72°F, In Hg | Weight Lbs/Ft | Standard Length Ft |
|--------------------|---------------------|--------------|----------------------------------|-------------------------------|---------------------------|---------------|--------------------|
| 2-1/2 | 2.81 | 0.55 | 2.5 | 6 | — | 0.37 | 50,100 |
| 3 | 3.37 | 0.59 | 3.0 | 6 | — | 0.54 | 50,100 |
| 4 | 4.41 | 0.61 | 4.0 | 5 | — | 0.71 | 50,100 |
| 5 | 5.55 | 0.80 | 5.0 | 3 | — | 1.00 | 50,100 |
| 6 | 6.51 | 0.80 | 6.0 | 3 | — | 1.29 | 50,100 |
| 7 | 7.54 | 0.85 | 7.0 | 2 | — | 1.38 | 50,100 |
| 8 | 8.55 | 0.85 | 8.0 | 2 | — | 1.71 | 50 |



* Over flexing or repeated flexing of hose within 18" of fitting is a common cause of hose failure. Installing a 12"-14" section of our Banding Coil at the end of the hose should be considered. **Kanaflex will not be responsible for damage to hose due to over flexing.**

KanaDuct 620 (620 WD)

General ducting and blower hose with metal wire helix



Suction & Discharge
Cold Weather/Flexible
Heavy-Duty
Abrasion Resistance
Petroleum
Food Grade
Duct
Specialty
Accessories

SPECIFICATIONS

Temp. Range: -40°F to 220°F

Applications: General ducting and blower applications. For use with lightweight abrasives such as sawdust, grass clippings, street refuse and cotton pickers.

Construction: EPDM rubber, metal wire helix, smooth bore, slightly corrugated O.D.

Features: Rated to 220°F. Abrasion resistant yet very flexible. 100% rubber sidewall (no fabric).

AVAILABLE SIZES

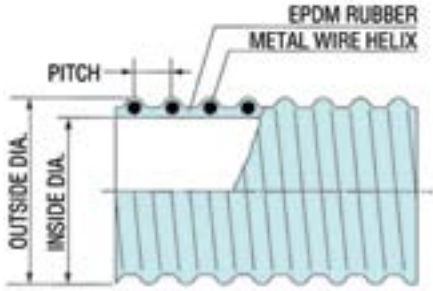
| Inside Dia. Inches | Outside Dia. Inches | Pitch Inches | Minimum Bend Radius 72°F, Inches | Working Pressure 72°F, P.S.I. | Vacuum Rating 72°F, In Hg | Weight Lbs/Ft | Standard Length Ft |
|--------------------|---------------------|--------------|----------------------------------|-------------------------------|---------------------------|---------------|--------------------|
| 2 | 2.36 | 0.43 | 2.0 | 12 | 12.0 | 0.40 | 50 |
| 2-1/2 | 3.00 | 0.58 | 3.0 | 12 | 9.0 | 0.44 | 50 |
| 3 | 3.37 | 0.60 | 3.0 | 12 | 8.0 | 0.55 | 50 |
| 4 | 4.39 | 0.65 | 4.0 | 9 | 6.0 | 0.73 | 50 |
| 5 | 5.43 | 0.88 | 5.0 | 7 | 5.0 | 0.84 | 50 |
| 6 | 6.36 | 0.87 | 6.0 | 6 | 4.0 | 1.04 | 50 |
| 7 | 7.32 | 0.89 | 7.0 | 5 | 4.0 | 1.17 | 50 |
| 8 | 8.35 | 0.92 | 8.0 | 4 | 4.0 | 1.38 | 50 |
| 10 | 10.45 | 1.02 | 10.0 | 3 | 4.0 | 2.40 | 50 |
| 12 | 12.40 | 1.20 | 12.0 | 3 | 4.0 | 2.50 | 25 |



* Over flexing or repeated flexing of hose within 18" of fitting is a common cause of hose failure. Installing a 12"-14" section of our Banding Coil at the end of the hose should be considered. **Kanaflex will not be responsible for damage to hose due to over flexing.**

KanaDuct 625 (620 WD WS)

General ducting and blower hose with metal wire helix and external wear strip



SPECIFICATIONS

Temp. Range: -40°F to 220°F

Applications: Same as 620 WD, but external wearstrip makes it ideal for “light dragging” applications

Construction: EPDM rubber, metal wire helix, wearstrip, smooth bore, corrugated O.D.

AVAILABLE SIZES

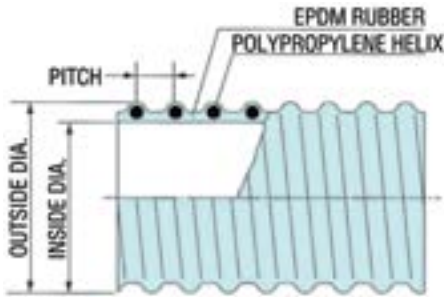
| Inside Dia. Inches | Outside Dia. Inches | Pitch Inches | Minimum Bend Radius 72°F, Inches | Working Pressure 72°F, P.S.I. | Vacuum Rating 72°F, In Hg | Weight Lbs/Ft | Standard Length Ft |
|--------------------|---------------------|--------------|----------------------------------|-------------------------------|---------------------------|---------------|--------------------|
| 2-1/2 | 3.11 | 0.58 | 3.0 | 12 | 9.0 | 0.48 | 50 |
| 3 | 3.48 | 0.60 | 3.0 | 12 | 8.0 | 0.61 | 50 |
| 4 | 4.57 | 0.65 | 4.0 | 9 | 6.0 | 0.85 | 50 |
| 5 | 5.61 | 0.88 | 5.0 | 7 | 5.0 | 0.90 | 50 |
| 6 | 6.54 | 0.87 | 6.0 | 6 | 4.0 | 1.17 | 50 |
| 7 | 7.48 | 0.89 | 7.0 | 5 | 4.0 | 1.27 | 50 |
| 8 | 8.54 | 0.92 | 8.0 | 4 | 4.0 | 1.50 | 50 |
| 10 | 10.69 | 1.02 | 10.0 | 3 | 4.0 | 2.67 | 50 |
| 12 | 12.60 | 1.20 | 12.0 | 3 | 4.0 | 2.80 | 25 |



* Over flexing or repeated flexing of hose within 18" of fitting is a common cause of hose failure. Installing a 12"-14" section of our Banding Coil at the end of the hose should be considered. **Kanaflex will not be responsible for damage to hose due to over flexing.**

KanaDuct 630 (630 ED)

Medium-duty blower and ducting hose



Suction & Discharge
Cold Weather/Flexible
Heavy-Duty
Abrasion Resistance
Petroleum
Food Grade
Duct
Specialty
Accessories

SPECIFICATIONS

Temp. Range: -40°F to 158°F

Applications: Medium-duty blower and ducting applications such as hay baling, street refuse, grain dust, cotton pickers, wood chips, straw blowing, leaf and grass collection

Construction: EPDM rubber, polypropylene helix, smooth bore, corrugated O.D.

Features: Thicker sidewall for more abrasion resistance. External helix acts as a scuff guard. 100% rubber sidewall (no fabric).

AVAILABLE SIZES

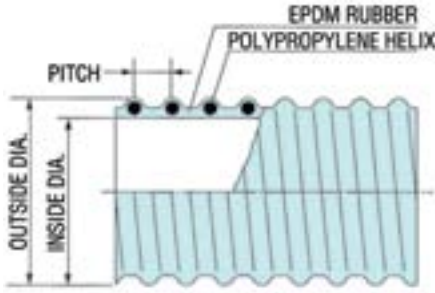
| Inside Dia. Inches | Outside Dia. Inches | Pitch Inches | Minimum Bend Radius 72°F, Inches | Working Pressure 72°F, P.S.I. | Vacuum Rating 72°F, In Hg | Weight Lbs/Ft | Standard Length Ft |
|--------------------|---------------------|--------------|----------------------------------|-------------------------------|---------------------------|---------------|--------------------|
| 2 | 2.36 | 0.39 | 3.5 | — | — | 0.31 | 50 |
| 2-1/2 | 2.89 | 0.56 | 3.5 | — | — | 0.38 | 50 |
| 4 | 4.53 | 0.67 | 4.0 | — | — | 0.70 | 50 |
| 6 | 6.56 | 0.83 | 6.0 | — | — | 1.05 | 50 |
| 8 | 8.66 | 0.87 | 8.0 | — | — | 1.46 | 50 |



* Over flexing or repeated flexing of hose within 18" of fitting is a common cause of hose failure. Installing a 12"-14" section of our Banding Coil at the end of the hose should be considered. **Kanaflex will not be responsible for damage to hose due to over flexing.**

KanaDuct 660 (660 YD)

Heavy-duty duct hose with “safety yellow” helix for high visibility



SPECIFICATIONS

Temp. Range: -40°F to 158°F

Applications: Heavy-duty ducting applications such as duct cleaning, commercial grass and leaf collection, cement dust recovery for floor finishing, blast cabinet dust collection systems, and grain auger downspouts

Construction: EPDM rubber, polypropylene helix, smooth bore, corrugated O.D.

Features: Smooth bore for higher laminar flow. Extra heavy-duty “safety yellow” helix for high visibility and superior external abrasion resistance for “dragging” applications. 100% rubber sidewall (no fabric).

AVAILABLE SIZES


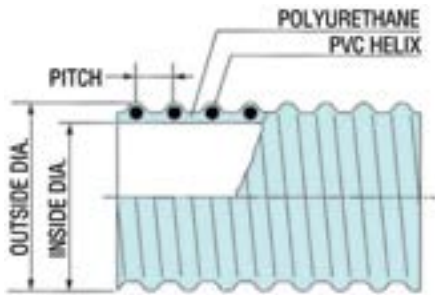
| Inside Dia. Inches | Outside Dia. Inches | Pitch Inches | Minimum Bend Radius 72°F, Inches | Working Pressure 72°F, P.S.I. | Vacuum Rating 72°F, In Hg | Weight Lbs/Ft | Standard Length Ft |
|--------------------|---------------------|--------------|----------------------------------|-------------------------------|---------------------------|---------------|--------------------|
| 4 | 4.57 | 0.67 | 4.0 | 9 | 6.0 | 0.79 | 50 |
| 5 | 5.53 | 0.87 | 5.0 | 7 | 5.0 | 0.83 | 50 |
| 6 | 6.57 | 0.82 | 6.0 | 6 | 4.0 | 1.26 | 50 |
| 8 | 8.72 | 0.83 | 8.0 | 4 | 4.0 | 1.92 | 50 |
| 10 | 10.83 | 1.06 | 10.0 | 4 | 4.0 | 2.38 | 25 |
| 12 | 12.73 | 1.18 | 12.0 | 3 | 3.0 | 2.65 | 25 |



* Over flexing or repeated flexing of hose within 18" of fitting is a common cause of hose failure. Installing a 12"-14" section of our Banding Coil at the end of the hose should be considered. **Kanaflex will not be responsible for damage to hose due to over flexing.**

KanaDuct 150U (150 UDH)

Polyurethane medium-duty blower and ducting hose



Suction & Discharge
Cold Weather/Flexible
Heavy-Duty
Abrasion Resistance
Petroleum
Food Grade
Duct
Specialty
Accessories

SPECIFICATIONS

Temp. Range: -40°F to 140°F

Applications: Medium-duty ducting and blower applications. For use with light to medium weight abrasives, leaf and grass collection, cotton pickers, mulch blowing, dust and sawdust collection.

Construction: Flexible clear polyurethane, rigid PVC helix, smooth bore, corrugated O.D.

Features: Lightweight and flexible. External helix provides for easy drag. Abrasion-resistant polyurethane and smooth bore eliminate material build-up.

Note: Not a food-grade hose

AVAILABLE SIZES

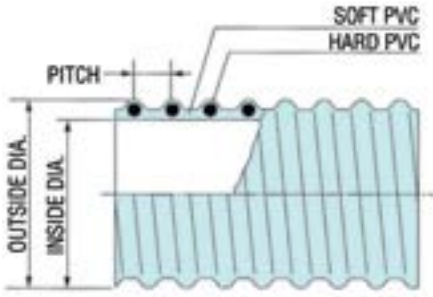
| Inside Dia. Inches | Outside Dia. Inches | Pitch Inches | Minimum Bend Radius 72°F, Inches | Working Pressure 72°F, P.S.I. | Vacuum Rating 72°F, In Hg | Weight Lbs/Ft | Standard Length Ft |
|--------------------|---------------------|--------------|----------------------------------|-------------------------------|---------------------------|---------------|--------------------|
| 2-1/2 | 2.89 | 0.53 | 2.5 | 9 | 16.0 | 0.34 | 50 |
| 3 | 3.46 | 0.57 | 3.0 | 8 | 15.0 | 0.48 | 50 |
| 4 | 4.46 | 0.59 | 4.0 | 7 | 12.0 | 0.70 | 50 |
| 5 | 5.57 | 0.83 | 5.0 | 6 | 9.0 | 1.10 | 50 |
| 6 | 6.56 | 0.83 | 6.0 | 5 | 7.0 | 1.30 | 50 |
| 7 | 7.59 | 0.85 | 7.0 | 4 | 6.0 | 1.56 | 50 |
| 8 | 8.59 | 0.85 | 8.0 | 3 | 5.0 | 1.65 | 50 |



* Over flexing or repeated flexing of hose within 18" of fitting is a common cause of hose failure. Installing a 12"-14" section of our Banding Coil at the end of the hose should be considered. **Kanaflex will not be responsible for damage to hose due to over flexing.**

Kanalite 155 (155 GY)

Heavy-duty PVC blower and ducting hose



SPECIFICATIONS

Temp. Range: -13°F to 140°F

Applications: Heavy-duty PVC blower and ducting hose for collection of grass, leaves, dust, and fumes

Construction: Flexible PVC, rigid PVC helix, smooth bore, corrugated O.D.

Note: Not a food-grade hose

AVAILABLE SIZES

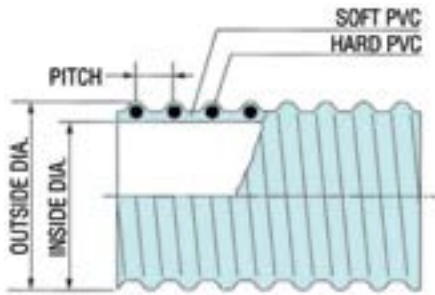
| Inside Dia. Inches | Outside Dia. Inches | Pitch Inches | Minimum Bend Radius 72°F, Inches | Working Pressure 72°F, P.S.I. | Vacuum Rating 72°F, In Hg | Weight Lbs/Ft | Standard Length Ft |
|--------------------|---------------------|--------------|----------------------------------|-------------------------------|---------------------------|---------------|--------------------|
| 1-1/2 | 1.79 | 0.35 | 1.5 | 20 | 20.0 | 0.26 | 100 |
| 2 | 2.31 | 0.39 | 2.5 | 15 | 18.0 | 0.39 | 100 |
| 2-1/2 | 2.85 | 0.54 | 3.0 | 15 | 15.0 | 0.44 | 100 |
| 3 | 3.39 | 0.56 | 3.5 | 15 | 15.0 | 0.70 | 100 |
| 4 | 4.60 | 0.65 | 4.5 | 15 | 15.0 | 1.43 | 100 |
| 5 | 5.52 | 0.87 | 8.8 | 12 | 12.0 | 1.87 | 100 |
| 6 | 6.52 | 0.87 | 9.0 | 11 | 10.0 | 2.32 | 100 |
| 8 | 8.85 | 0.91 | 14.0 | 10 | 9.0 | 4.03 | 50 |



* Over flexing or repeated flexing of hose within 18" of fitting is a common cause of hose failure. Installing a 12"-14" section of our Banding Coil at the end of the hose should be considered. **Kanaflex will not be responsible for damage to hose due to over flexing.**

Kanalite PS UVOR (101 PS UVOR)

Methane gas recovery at landfills, water suction/discharge. Solid wall construction and extra UV inhibitors provide extended life.



SPECIFICATIONS

Temp. Range: -13°F to 140°F

Applications: Methane gas recovery at landfills; connection between rigid pipes of the same size; repair of broken rigid lines.

Construction: Flexible PVC, rigid PVC helix, smooth bore, corrugated O.D.

Note: Not a food-grade hose

AVAILABLE SIZES

| Inside Dia. Inches | Outside Dia. Inches | Pitch Inches | Minimum Bend Radius 72°F, Inches | Working Pressure 72°F, P.S.I. | Vacuum Rating 72°F, In Hg | Weight Lbs/Ft | Standard Length Ft |
|-----------------------|------------------------|-----------------|-------------------------------------|----------------------------------|------------------------------|------------------|-----------------------|
| 2.375 | 2.76 | 0.41 | 3.5 | 35 | 29.8 | 0.64 | 100 |
| 3-1/2 | 4.02 | 0.63 | 7.0 | 30 | 29.8 | 1.10 | 100 |
| 4-1/2 | 5.08 | 0.67 | 9.0 | 30 | 28.0 | 1.70 | 100 |

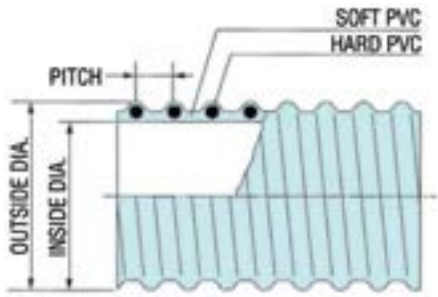


* Over flexing or repeated flexing of hose within 18" of fitting is a common cause of hose failure. Installing a 12"-14" section of our Banding Coil at the end of the hose should be considered. **Kanaflex will not be responsible for damage to hose due to over flexing.**

Suction & Discharge
 Cold Weather/
 Flexible
 Heavy-Duty
 Abrasion
 Resistance
 Petroleum
 Food Grade
 Duct
 Specialty
 Accessories

Kanalite PS (101 PS)

**Methane gas recovery at landfills, water suction/discharge.
Solid wall construction.**



SPECIFICATIONS

Temp. Range: -13°F to 140°F

Applications: Methane gas recovery at landfills; connection between rigid pipes of the same size; repair of broken rigid lines.

Construction: Flexible PVC, rigid PVC helix, smooth bore, corrugated O.D.

Note: Not a food-grade hose

AVAILABLE SIZES

| Inside Dia. Inches | Outside Dia. Inches | Pitch Inches | Minimum Bend Radius 72°F, Inches | Working Pressure 72°F, P.S.I. | Vacuum Rating 72°F, In Hg | Weight Lbs/Ft | Standard Length Ft |
|-----------------------|------------------------|-----------------|-------------------------------------|----------------------------------|------------------------------|------------------|-----------------------|
| 2.375 | 2.76 | 0.41 | 3.5 | 35 | 29.8 | 0.64 | 100 |
| 3-1/2 | 4.02 | 0.63 | 7.0 | 30 | 29.8 | 1.10 | 100 |
| 4-1/2 | 5.08 | 0.67 | 9.0 | 30 | 28.0 | 1.70 | 100 |

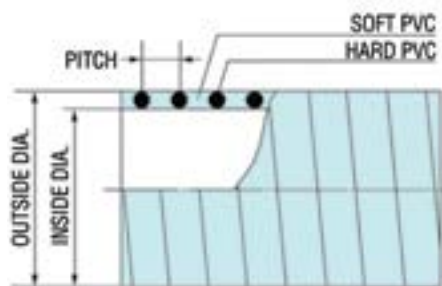
The Powerlock Clamp PS is available for use with our 101 PS Series in 2", 3" and 4" sizes.



* Over flexing or repeated flexing of hose within 18" of fitting is a common cause of hose failure. Installing a 12"-14" section of our Banding Coil at the end of the hose should be considered. **Kanaflex will not be responsible for damage to hose due to over flexing.**

Kanaflo Spa (Spa Cream)

Flexible PVC spa hose



Suction & Discharge
Cold Weather/Flexible
Heavy-Duty
Abrasion Resistance
Petroleum
Food Grade
Duct
Specialty
Accessories

SPECIFICATIONS

Temp. Range: -13°F to 158°F

Applications: Water lines, air lines, pump lines

Construction: Flexible PVC, rigid PVC helix, smooth bore, smooth O.D.

Note: Not a food-grade hose. For use with PVC solvent weld fittings only. Inside diameter is nominal. Tolerance on outside diameter is + .020, - .005

See usage/storage suggestions and warranty information before use.

AVAILABLE SIZES

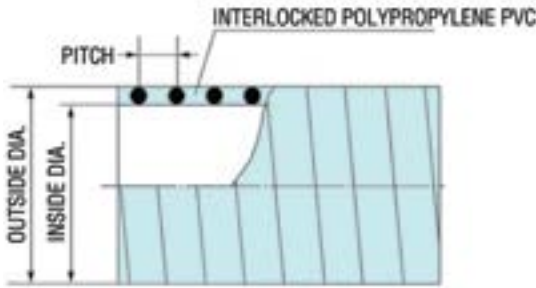
| Inside Dia. Inches | Outside Dia. Inches | Pitch Inches | Minimum Bend Radius 72°F, Inches | Working Pressure 72°F, P.S.I. | Vacuum Rating 72°F, In Hg | Weight Lbs/Ft | Standard Length Ft |
|--------------------|---------------------|--------------|----------------------------------|-------------------------------|---------------------------|---------------|--------------------|
| 1/2 | 0.840 | 0.22 | 3.0 | 100 | 29.8 | 0.16 | 50,100 |
| 3/4 | 1.050 | 0.22 | 3.0 | 100 | 29.8 | 0.23 | 50,100 |
| 1 | 1.315 | 0.28 | 3.0 | 100 | 29.8 | 0.32 | 50,100 |
| 1-1/4 | 1.660 | 0.30 | 4.0 | 80 | 29.8 | 0.37 | 50,100 |
| 1-1/2 | 1.900 | 0.30 | 4.0 | 65 | 29.8 | 0.50 | 50,100 |
| 2 | 2.375 | 0.34 | 5.0 | 60 | 29.8 | 0.65 | 50,100 |

Note: Burying the Spa Cream hose voids our hose warranty. Kanaflex will not be liable in any way for special, incidental, or consequential damages, or loss of revenue, which may result if the hose has been buried.



KanaDuct Poly (Kanaduct)

Duct hose, with interlock construction, allows the inside diameter to be changed by twisting the hose, while still holding its shape



SPECIFICATIONS

Temp. Range: -13°F to 180°F

Applications: General ducting and blower hose used for spot coolers, clean room venting, fume/dust removal, elbows for rigid pipe

Construction: Interlocked polypropylene

AVAILABLE SIZES

| Inside Dia. Inches | Outside Dia. Inches | Pitch Inches | Minimum Bend Radius 72°F, Inches | Working Pressure 72°F, P.S.I. | Vacuum Rating 72°F, In Hg | Weight Lbs/Ft | Standard Length Ft |
|--------------------|---------------------|--------------|----------------------------------|-------------------------------|---------------------------|---------------|--------------------|
| 2-1/2 | 2.80 | — | 6.0 | — | — | 0.35 | 20 |
| 3 | 3.23 | — | 7.0 | — | — | 0.36 | 20 |
| 4 | 4.20 | — | 11.0 | — | — | 0.52 | 20 |
| 5 | 5.20 | — | 14.0 | — | — | 0.76 | 20 |
| 6 | 6.16 | — | 15.0 | — | — | 0.79 | 20 |
| 8 | 8.06 | — | 20.0 | — | — | 1.07 | 20 |
| 10 | 10.21 | — | 27.0 | — | — | 1.52 | 10 |
| 12 | 12.07 | — | 32.0 | — | — | 1.68 | 10 |



Banding Sleeve

Plastic banding sleeve for use with ST 120 LT hose

Temp. Range: -40°F to 140°F

Applications: 9" sections are recommended at each end of the ST 120 LT tank truck drop hose.

Construction: PVC construction, corrugated inside, smooth O.D.


Available Sizes: 3" and 4". Standard length: 3 ft.



Banding Coil (black or white)

Black or white PVC banding coil available in 1-1/2", 2", 3", 4", 5", 6", 8", 10", and 12" sizes

Applications: PVC Banding Coil designed to fit and fill the area between the helix providing a smooth service for installation of tension bands. Use 4" of banding coil to cover 9" length of the hose. Also, when used behind the coupling, the coil adds rigidity to the hose, preventing over flexing at the coupling. Coil can be installed on individual hoses as noted. Standard length: 1 ft.



Duct Clamp

Steel, worm gear type clamp designed specifically for use with our duct hose. Easily installed with only a screw driver. Available in 2-1/2", 3", 4", 5", 6", 7", 8", 10" and 12" sizes.



Powerlock Clamp/Powerlock Clamp PS

The Powerlock clamp is a steel, double bolt clamp designed specifically for use with our corrugated hose such as Series 100, 180, 200 and KANALINE. Available in 2", 2-1/2", 3", 4", 5", 6", 8", 10" and 12" sizes.

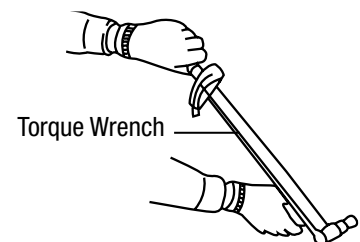
The Powerlock clamp PS is available for use with our 101 PS Series in 2", 3" and 4" sizes.



Tightening Kanaflex Powerlock Clamps

Please use the table below to determine the correct torque recommended when tightening down our Powerlock clamps.

| Size (in) | 2 | 2-1/2 | 3 | 4 | 5 | 6 | 8 | 10 | 12 |
|-----------------|-----|-------|-----|------|------|------|------|------|------|
| Torque (lbs-ft) | 7.2 | 7.2 | 9.4 | 14.5 | 14.5 | 16.6 | 16.6 | 18.1 | 18.1 |



Chemical Resistance

A — Satisfactory B — Suggest Testing C — Unsatisfactory

| Chemical Name | Concentration | All PVC Hoses 150 UDH*, Kanaline UFG* | Kanaline OR | ST 120 HP ST 120 LT ST 120 VP | KP-AT, 180 STAR, 180 AR, 180 BL, 220 RS | 180 HR, 390 SD, 620 WD, 630 ED, 660 YD | 300 EPDM GR | ST120 UAPDH |
|------------------------------------|---------------|---|-------------|-------------------------------------|---|--|-------------|-------------|
| Acetaldehyde | | C | C | C | C | B | C | — |
| Acetamide | | C | C | A | C | B | B | — |
| Acetic acid | 10% | A | A | C | C | A | A | B |
| Acetic acid | 50% | B | B | C | C | B | B | — |
| Acetic acid | 100% | C | C | C | C | C | C | — |
| Acetic anhydride | | C | C | C | C | C | C | — |
| Acetone | | C | C | C | C | B | C | — |
| Alums ___ NH3, Cr, K | | A | A | A | A | A | A | — |
| Ammonium hydroxide (ammonia water) | | B | B | C | C | A | A | — |
| Animal oil (Lard oil) | | C | A | A | C | C | C | — |
| ASTM reference fuel A | | C | A | A | C | C | C | — |
| ASTM reference fuel B | | C | B | A | C | C | C | — |
| ASTM reference fuel C | | C | C | A | C | C | C | — |
| ASTM #1 oil | | C | A | A | C | C | C | — |
| ASTM #2 oil | | C | A | A | C | C | C | — |
| ASTM #3 oil | | C | A | A | C | C | C | — |
| Beer | | A | A | A | A | A | A | — |
| Benzene (Benzol) | | C | C | C | C | C | C | — |
| Benzine | | C | C | B | C | C | C | B |
| Benzyl alcohol | | C | C | C | C | B | B | — |
| Biodiesel, B20 | | — | — | — | — | — | — | A |
| Biodiesel, B100 | | — | — | — | — | — | — | A |
| Brake Fuel (H.D.) | | — | — | — | — | — | — | A |
| Bromine | | C | C | C | C | C | C | — |
| Bunker oil | | C | — | A | C | C | C | — |
| Butane | | — | — | A | — | — | — | A |
| Calcium chloride | | A | A | A | A | A | A | — |
| Calcium hydroxide | | A | A | A | A | A | A | — |
| Carbon disulfide | | C | C | C | C | C | C | — |
| Carbon tetrachloride | | C | C | C | C | C | C | — |
| Carbonic acid | | A | A | A | A | A | A | — |
| Chlorine gas (dry) | | C | C | C | C | C | C | — |
| Chlorine gas (wet) | | C | C | C | C | C | C | — |
| Chromic acid | 2% | A | C | C | C | C | C | — |
| Chromic acid | 5% | B | C | C | C | C | C | — |
| Chromic acid | 10% | C | C | C | C | C | C | — |
| Chromic acid | 25% | C | C | C | C | C | C | — |
| Creosote oil | | C | C | B | C | C | C | — |
| Cresol | | C | C | C | C | C | C | — |
| Cyclohexane | | C | C | B | C | C | C | — |
| Cyclohexanone | | C | C | C | C | C | C | C |
| Developing solutions (Hypos) | | A | A | A | B | A | A | — |
| Diesel Fuel | | — | — | A | — | — | — | A |
| Diethyl ether | | C | C | C | C | B | C | — |
| Diethylene glycol | | A | A | A | A | A | A | — |
| Dimethyl formamide | | C | C | C | C | C | C | C |
| Diocetyl phthalate (DOP) | | C | C | C | C | B | B | A |
| Ethanol E85 | | — | — | A | — | — | — | A |
| Ethanol E98 | | — | — | T | — | — | — | A |
| Ethanol E100 | | — | — | T | — | — | — | A |
| Ethyl acetate | | C | C | C | C | B | C | — |
| Ethyl acetoacetate | | C | C | C | C | B | C | — |
| Ethyl alcohol | | B | A | A | A | A | B | — |
| Ethylene dichloride | | C | C | C | C | C | C | C |
| Ethylene glycol | | A | A | A | A | A | A | A |
| Ethylene glycol H2O | 50% | — | — | A | — | — | — | A |
| Fluoroboric acid | | — | — | A | B | A | A | — |
| Formaldehyde | 40% | B | B | B | C | B | B | — |
| Formic Acid | 50% | B | C | C | C | B | B | — |
| Freon 11 | | C | C | A | C | C | C | C |
| Freon 113 | | C | C | B | B | C | C | C |
| Freon 114 | | C | C | A | A | C | C | — |
| Freon 12 | | C | C | B | C | B | — | A |
| Freon 21 | | C | C | C | C | C | C | — |
| Freon 22 | | C | C | C | C | C | C | — |

* Exceeds PVC ratings

The "Chemical Resistance classification" for each Kanaflex Hose is determined by the phenomenon (change of the quality of the material) which results when the material is exposed to the specified chemical. Testing is conducted on straight sections of hose which are set in a static position. Unless otherwise noted, the concentration of water solution is saturated and temperature is 72°F.

A — Satisfactory B — Suggest Testing C — Unsatisfactory

| Chemical Name | Concentration | All PVC Hoses 150 UDH*, Kanaline UFG* | Kanaline OR | ST 120 HP ST 120 LT ST 120 VP | KP-AT, 180 STAR, 180 AR, 180 BL, 220 RS | 180 HR, 390 SD, 620 WD, 630 ED, 660 YD | 300 EPDM GR | ST120 UAPDH |
|--|---------------|---|-------------|-------------------------------------|---|--|-------------|-------------|
| Furan Furufuran | | C | C | C | C | C | C | — |
| Gasoline (Aromatic content: less than 40%) | | C | C | A | C | C | C | A |
| Glycerin | | A | A | A | A | A | A | — |
| Hexane | | C | A | A | C | C | C | — |
| Hydrobromic acid | 20% | — | — | C | C | B | B | — |
| Hydrochloric acid | 10% | A | A | C | B | A | A | — |
| Hydrochloric acid | 38% | B | B | C | C | B | B | — |
| Hydrofluoric acid | 10% | A | A | C | C | A | A | — |
| Hydrofluoric acid | 20% | B | B | C | C | A | A | — |
| Hydrofluoric acid | 40% | C | C | C | C | B | B | — |
| Hydrofluoric acid anhydrous | | C | C | C | C | C | C | — |
| Hydrogen peroxide | 5% | A | A | C | C | B | B | — |
| Hydrogen peroxide | 30% | A | A | C | C | B | B | — |
| Hydrogen sulfide | | — | — | C | C | A | A | — |
| Hypochlorous acid | | — | — | C | C | C | C | — |
| Isooctane | | C | A | A | C | C | C | — |
| Isopropyl alcohol | | B | A | B | B | B | B | — |
| Jet Fuel, JP-8 | | — | — | A | — | — | — | A |
| Kerosene | | C | A | A | C | C | C | A |
| Lacquer | | C | C | C | C | C | C | — |
| Magnesium hydroxide | | A | A | B | B | A | A | — |
| Mercury | | A | A | A | A | A | A | — |
| Methyl alcohol | | B | A | A | A | A | A | B |
| Methyl ethyl ketone (MEK) | | C | C | C | C | B | B | — |
| Nitric acid | 10% | A | A | C | C | B | B | — |
| Nitric acid | 30% | B | B | C | C | B | B | — |
| Nitric acid | 61.3% | C | C | C | C | C | C | — |
| Nitric acid | (fuming) | C | C | C | C | C | C | — |
| Nitrobenzene | | C | C | C | C | C | C | — |
| Oil, Transmission Type A | | — | — | A | — | — | — | A |
| Oleic acid | | A | A | B | C | B | B | — |
| Oxalic acid | | A | A | C | C | B | B | — |
| Oxygen | | A | A | B | B | A | A | — |
| Ozone | | B | B | C | C | A | A | — |
| Perchloric acid | | A | B | B | B | B | B | — |
| Phosphoric acid | 50% | A | A | B | C | A | A | — |
| Potassium dichromate | 10% | A | A | A | B | A | A | — |
| Potassium hydroxide | 30% | B | B | B | B | A | A | — |
| Potassium permanganate | 5% | A | A | B | B | A | A | — |
| Potassium permanganate | 30% | A | B | B | A | B | B | — |
| Propyl alcohol | | A | A | A | A | A | A | — |
| Sea water | | A | A | A | A | A | A | — |
| Silicone grease | | A | A | A | A | A | A | — |
| Silicone oils | | A | A | A | A | A | A | — |
| Soap solutions | | B | A | A | B | A | A | — |
| Sodium hydroxide | 10% | A | A | B | A | B | B | B |
| Sodium hypochlorite | 5% | A | A | C | C | A | A | — |
| Sodium peroxide | | C | C | B | B | A | A | — |
| Sodium phosphate | | A | A | A | A | A | A | — |
| Soybean oil | | C | A | A | B | C | C | — |
| Sulfur dioxide | | A | A | C | C | A | A | — |
| Sulfuric acid | 10% | A | A | B | A | B | B | A |
| Sulfuric acid | 30% | B | B | C | B | C | C | B |
| Sulfuric acid | 98% | C | C | C | C | C | C | — |
| Sulfuric acid | (fuming) | C | C | C | C | C | C | — |
| Sulfurous acid | 10% | A | A | C | C | C | C | — |
| Tetrachloroethane | | C | C | C | C | C | C | — |
| Tetrahydrofuran | | C | C | C | C | B | C | — |
| Toluene | | C | C | C | C | C | C | B |
| Trichloroethylene (Trichlene) | | C | C | C | C | C | C | C |
| Turpentine | | — | — | B | — | — | — | A |
| Vegetable oil | | C | A | A | C | C | C | — |
| Vinegar | | A | A | B | B | A | A | — |
| Whiskey | | B | A | A | A | A | A | — |
| Xylene | | C | C | C | C | C | C | — |

* Exceeds PVC ratings

Note: Differing phenomena may result during hose use as a result of application variables such as hose bends, stress, vacuum, pressure, temperature, etc.

Application Guide

| | 100 CL/100 CWFLX/101 PS 101 PSUVOR_100.Blue | 100 UCL RD | 110 CL/110 GR | 112 AG/112 CL, 113UVCLBK, 114CL/GR | 116 CL/116 Blue/Kanaflo Blue | 150 CL | 150 UDH | 155 GY | 180 AR/180 STAR STKB | 180 BL | 180 HR | 180 MV | 200 SFG | 210 HFG/212 MK | 220 RS | 300 EPDM | 390 SD BK | 620 WD | 620 WD WS | 630 ED | 660 YD | ST 120 LT/ST 120 IAPDH/ ST 120 RH/ST 120 VP | ST 200 SFG | Banding Coil | Banding Sleeve | Duct Clamp | Kanaduct | Kanaline CW Kanaline Blue | Kanaline FW | Kanaline OR | Kanaline SR | Kanaline UFG (STKLUGG) | Kanapower AT | Powerlock Clamp/PS | Spa Cream | | | | |
|-------------------------------|--|------------|---------------|------------------------------------|------------------------------|--------|---------|--------|----------------------|--------|--------|--------|---------|----------------|--------|----------|-----------|--------|-----------|--------|--------|--|------------|--------------|----------------|------------|----------|------------------------------|-------------|-------------|-------------|------------------------|--------------|--------------------|-----------|---|---|---|--|
| Agriculture, Grain | | | | | | | | | | | | | | | | | | | | | | | | | | | | | | | | | | | | | | | |
| Agriculture, Chemical | | | | | | | | | | | | | | | | • | • | | | | | | | | | | | | | | | | | | | | | | |
| Air Seeder | | • | • | • | | | | | | | | | | | | | | | | | | | | | | | | | | | | | | | | | | | |
| Auger Down Spout | | | | | | | | | | | | | | | | | | | • | • | • | | | | | • | | | | | | | | | | | | | |
| Cotton | | | | | | | • | | | • | | | | | | | | | • | • | • | | | | | • | | | | | | | | | | • | | | |
| Fertilizer Sprayer | | | • | • | • | | | | | | | | | | | • | • | | | | | | | | | | | | | | | | | | | | | | |
| Foam Markers | | | • | • | | | | | | | | | | | | | • | | | | | | | | | | | | | | | | | | | | | | |
| Grain Vac | | | | | | | | | • | | | • | | | | | | | | | | | | | | | | | | | | | | | | • | | | |
| Irrigation | | | • | • | • | | | | | | | | | | | • | | | | | | | | | • | | | | | | | | | • | | | | | |
| Manure Spreader | | | • | • | | | | | | | | | | | | • | • | | | | | | | | | | | | | | | | | | | | | | |
| General Use | • | | • | • | • | | | | | | | | | | | • | | | | | | | | • | | | | | | | | | | | | | | | |
| Boating, Marine | | | | | | | | | | | | | | | | | | | | | | | | | | | | | | | | | | | | | | | |
| Bilge, Sanitary | | | • | • | | | | | | | | | | | | • | | | | | | | | | • | | | | | | | | | • | | | | | |
| Ventilation | | | | | | | | | | | | | | | | | | • | | | | | | | | • | | | | | | | | | | | | | |
| General Use | • | | • | • | | | | | | | | | | | | • | | | | | | | | • | | | | | | | | | | • | | | | | |
| Construction | | | | | | | | | | | | | | | | | | | | | | | | | | | | | | | | | | | | | | | |
| Cement Plant, Dust | | | | | | | • | | • | • | | | | | | | | | | | | • | | | | • | | | | | | | | | | | • | | |
| Concrete Surfacing, Dust | | | | | | | • | | | | | | | | | | | | | | • | • | | | | • | | | | | | | | | | | • | | |
| Directional Drilling | | | | | | | | | | | | | | | | | | | | | | | | | • | | | | | | | | | | • | | | | |
| Micro Tunneling | | | | | | | | | | | | | | | | | | | | | | | | | | | | | | | | | | | | | | | |
| Vacuum Excavators | | | | | | | | | • | • | | | | | | | | | | | | | | | | | | | | | | | | | | | | • | |
| Water Pumping | • | | • | • | • | | | | | | | | | | | • | | | | | | | | | • | | | | | | | | | | • | | | | |
| Fishing | | | | | | | | | | | | | | | | | | | | | | | | | | | | | | | | | | | | | | | |
| Fish Suction | • | | | | | | | | | | | | | | | | | | | | | | | | • | | | | • | | | | • | • | | | • | | |
| Ice Slings | • | | • | • | | | | | | | | | | | | | | | | | | | | | • | | | | • | | | | • | • | | | • | | |
| Food, Milk Handling | | | | | | | | | | | | | | | | | | | | | | | | | | | | | | | | | | | | | | | |
| Food Processing | | | | | | | | | | | | | | • | • | | | | | | | | | | • | | | | | • | | | | • | | | | | |
| Milk Truck | | | | | | | | | | | | | • | • | | | | | | | | | | | • | | | | • | | | | | | | | | | |
| Wine Processing | | | | | | | | | | | | | • | • | | | | | | | | | | | • | | | | • | | | | | | • | | | | |
| General Plant Services | | | | | | | | | | | | | | | | | | | | | | | | | | | | | | | | | | | | | | | |
| Car Wash | | | | | | | | | | | | | | | | | | | • | | | | | | | | • | | | | | | | | | | | | |
| Duct Cleaning | | | | | | • | • | • | | • | • | • | | | | | | | | | | | | | | • | | • | | | | | | | | | | | |
| Ducting (exhaust) | | | | | • | • | • | | | | | | | | | | | | • | • | • | • | | | | • | | • | | | | | | | | | | | |
| Ducting (fumes, vent) | | | | | • | | | | | | | | | | | | | | • | • | • | • | | | | • | | • | | | | | | | | | | | |
| Fly Ash | | | | | | | | | | | • | | | | | | | | | | | | | | | | | | | | | | | | | | | • | |
| Power Plant, Coal Dust | | • | | | | | | | • | • | • | • | | | | | | | | | | | | | | | | | | | | | | | | | | • | |
| Sand Blast Recovery | | | | | | | | | • | • | • | | | | | | | | • | • | • | • | | | | • | | • | | | | | | | | | | • | |
| Sand Dust/Wood Chips | | | | | | | | | | | | | | | | | | | • | • | • | • | | | | • | | • | | | | | | | | | | | |
| Shipyard Ducting | | | | | | | | | | | | | | | | | | | • | | • | • | | | | • | | • | | | | | | | | | | | |
| Spot Coolers | | | | | | | | | | | | | | | | | | | | | | | | | | | | • | | | | | | | | | | | |
| General Use | • | | • | • | • | | | | | | | | | | | • | | | | | | | | | | | | | | | | | | | | | | • | |

Minimum Bending Radius

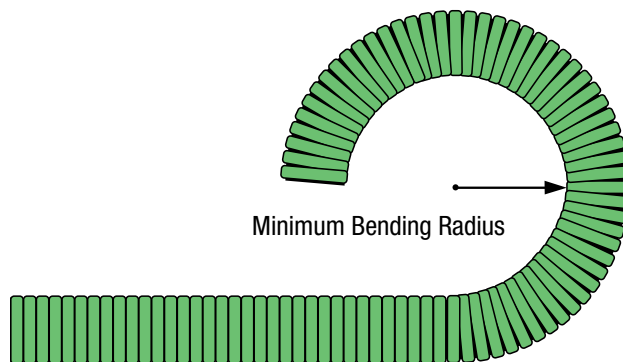
Minimum bending radius is the smallest diameter to which a hose can be bent without causing internal damage to the hose or flattening in the cross-section of the hose (kinking). Minimum bending radius is measured to the inside curvature of the hose as illustrated.

For Kanaflex hose, minimum bend radius is established at 72°F. Temperature changes, either lower or higher, will effect minimum bend radius. Caution should be taken to assure proper hose selection for the actual application temperature of both the material handled and the ambient temperature surrounding the application.

During storage of hose, ambient temperature should also be considered to prevent hose damage. When possible, minimum bending radius of the hose should be as large as possible to avoid damage to the hose and early hose failure.

Note: Over flexing or repeated flexing of hose within 18" of the fitting is a common cause of hose failure. To help support the hose, installing a 12" - 14" section of our Banding Coil at the end of the hose, just before the fitting, should be considered. And, to help prevent this common problem, Kanaflex recommends caution when using the hose.

Kanaflex will not be responsible for damage to the hose due to over flexing.



Temperature Effects

Kanaflex conducts tests at 72°F to determine the recommended minimum bending radius, working pressures, and vacuum ratings. Straight lengths of hose are used during testing. If the ambient temperatures, or application induced temperatures, vary from the 72°F baseline, stated specifications and ratings for the hose will change. If the hose application and placement includes bends, the stated specifications and ratings for the hose will also change.

Please take these variance guidelines into account when determining the suitability of a hose for a specific application.

Usage and Storage Suggestions

CARE AND MAINTENANCE

When Using Your Hose

The life of the hose is greatly influenced by the surrounding temperature, fluid temperature and time of exposure. Please select the proper hose according to the fluid used.

Especially in the case of a PVC hose, if the fluid temperature reaches or exceeds 120°F, do not exceed one half the rated working pressure of the hose.

In pressure applications, please open and close the valve slowly to avoid impact pressure. Suddenly closing the valve could cause the hose to burst.

Please do not use high-grade chemicals with high toxicity and hazardous materials such as high concentrations of Acidum or Alkalies and flammable or explosive gas.

Please set pump pressure below working pressure when you use it in the upright part of an underwater pump, otherwise there is a possibility of a failure caused by a water hammer when the pump is turned off.

Please do not use for compressed air; there is a possibility of a burst.

Please do not use for food grade unless indicated. Also, do not use for pharmaceutical products.

Exposure to the weather will increase the deterioration rate of the hose.

Remember hoses are replaceable items. The rate of their replacement will depend on the conditions under which they are used and deterioration.

Installation

Prior to the installation, please consider the impact on human health and surrounding facilities in case of a hose failure.

Since the hose will expand and contract because of internal pressure, please provide sufficient slack at the time of installation for expansion and contraction.

If twisted, the performance of a hose will fall. Please use a joint when a twist arises by rocking or rotation.

The hose could be damaged if there is a sharp bend at the fitting. Use appropriate elbows and fittings to support the hose so that when it is operational it will not bend sharply at the fitting. Please use an elbow or allow extra length to avoid this problem.

Please protect the hose against external impact (i.e. falling rock or running over the hose with a vehicle). If the installation of the hose requires 150 or more feet of continuous length, the resulting head or loss of pressure may disrupt the quantity of flow.

The hose will deteriorate with age. If you find any defects in your periodic inspections please replace the hose.

Storage — As Stock

Temperature, humidity, ozone, sunlight, oils, solvents, corrosive liquids, fumes, insects, rodents, and radioactive materials can adversely affect hose products in storage.

Exposure to direct or reflected sunlight should be avoided.

The hose needs to be stored under these conditions:

1. Out of direct sun, preferably a dark location
2. In a cool location
3. Low humidity
4. Free of dust and dirt
5. First-in, first-out basis
6. Ideal temperature range is 50 to 70 degrees F

The hose should not be piled or stacked to such an extent that the weight of the stack creates distortions on the lengths stored at the bottom.

Storage — After Use

Follow above recommendations.

After using, remove residual substance by washing the hose in cold water, etc.

Please store the hose with good ventilation so that air passes through the inside of a hose freely. In the case of rubber hose, please cap the ends.

Transport

When moving hose, please do not drag on the ground.

Handle carefully to protect the hose from impact during loading and unloading.

If you are lifting the hose by a crane, etc., do not lift it up by only one point but use several.

Exterior Inspection

If the following abnormalities are discovered, please stop use immediately and replace the hose.

- Hose shows any swelling or leakage near fittings
- Exterior cracking that allows any loss of fluid or creates a safety hazard
- Collapsing or kinking
- An inside swelling and exfoliation
- Others: hardening, swelling, cracking, etc.

Precautionary Statement

Kanaflex Corporation manufactures and distributes hose, ducting, and other products that conform to established specifications. These specifications are to be used as guidelines for the selection of hose to meet the specified criteria of each application. However, these established specifications are not intended to predict the performance of a Kanaflex product in any particular application.

Since application criteria vary, Kanaflex makes no recommendation of our products for use in a particular application. The distributor and final customer of the product should determine the acceptability of use of the product. Therefore, the distributor and customer will assume all responsibility regarding the proper selection and resultant success of Kanaflex products used for any application.

Claims

All claims on Kanaflex products must be reported to Kanaflex immediately. Kanaflex will forward a claim form and all information requested on the form is to be inserted and returned to Kanaflex. Kanaflex will request either the entire amount of product in question or sections of the product. The returned product must be labeled clearly and sent to the attention of the Kanaflex staff member responsible for receipt of the claim information. All additional product in question must be retained until a final determination is made regarding the claim.

Upon receipt of the requested material, Kanaflex will determine if the product meets all requirements as stated within our WARRANTY and then send notification as to the determination of the claim.

Often, the exact cause of failures cannot be determined. Kanaflex may suggest possible causes in an effort to prevent future failures.

Returned Goods Policy

The following guidelines must be met for acceptance of returned product:

1. Contact Kanaflex Customer Service department for return authorization.
2. Product must have been purchased within the last 90 days.
3. Only standard products, in standard lengths may be returned.
4. Merchandise must be sent back freight prepaid.
5. Merchandise must reach Kanaflex in good condition so that it may be resold. Damaged goods will be refused.
6. Restocking fee will apply.

Warranty

Every KANAFLEX hose is thoroughly inspected and tested before leaving the factory and is warranted to be free from defects in material and workmanship at the time of shipment by Kanaflex. Should any trouble develop within ninety (90) days of the date of shipment, please notify the manufacturer and obtain a written authorization for return. If an inspection by the manufacturer shows the trouble to be caused by defects in material or workmanship, Kanaflex will replace such merchandise at no charge, freight prepaid.

THIS WARRANTY IS THE SOLE AND EXCLUSIVE WARRANTY OF KANAFLEX AND IS IN LIEU OF ALL OTHER WARRANTIES, EXPRESSED, IMPLIED, STATUTORY OR OTHERWISE CREATED UNDER APPLICABLE LAW INCLUDING, BUT NOT LIMITED TO, ANY IMPLIED WARRANTY OF MERCHANTABILITY OR FITNESS FOR A PARTICULAR PURPOSE. IN NO EVENT SHALL KANAFLEX BE LIABLE FOR SPECIAL, INCIDENTAL OR CONSEQUENTIAL DAMAGES, OR FOR LOSS OF PROFITS.

This warranty shall not apply (1) in the event the hose has been abused or involved in an accident; (2) in the event of misuse (such as subjecting the hose to pressure beyond rated capacity, exceeding minimum bending radius specifications or transfer of materials not recommended by the manufacturer); (3) in the event of damage caused by insects and/or rodents.

Notes:



Vernon Hills, Illinois: Headquarters/Plant

HEADQUARTERS/PLANT

800 Woodlands Parkway
Vernon Hills, IL 60061
(847) 634-6100
FAX (847) 634-6249

PLANT

750 West Manville
Compton, CA 90220
(310) 637-1616
FAX (310) 637-9067

WAREHOUSE

5990-1/2 Griggs Road
Houston, TX 77023

www.kanaflexcorp.com

Distributed by:

